

**CREDIT OPINION**

24 January 2025

Update

Send Your Feedback

**RATINGS**

**Bank of Ireland Group plc**

Domicile	Dublin, Ireland
Long Term CRR	Not Assigned
Long Term Debt	A3
Type	Senior Unsecured - Fgn Curr
Outlook	Positive
Long Term Deposit	Not Assigned

Please see the [ratings section](#) at the end of this report for more information. The ratings and outlook shown reflect information as of the publication date.

**Contacts**

Farooq Khan +44.20.7772.1638  
VP-Senior Analyst - Financial Institutions  
farooq.khan@moodys.com

Simon James Robin +44 207 772 5347  
Ainsworth  
Associate Managing Director  
simon.ainsworth@moodys.com

Alexandra Engels +44.20.7772.2214  
Ratings Associate  
alexandra.engels@moodys.com

**Bank of Ireland Group plc**

Update to credit analysis

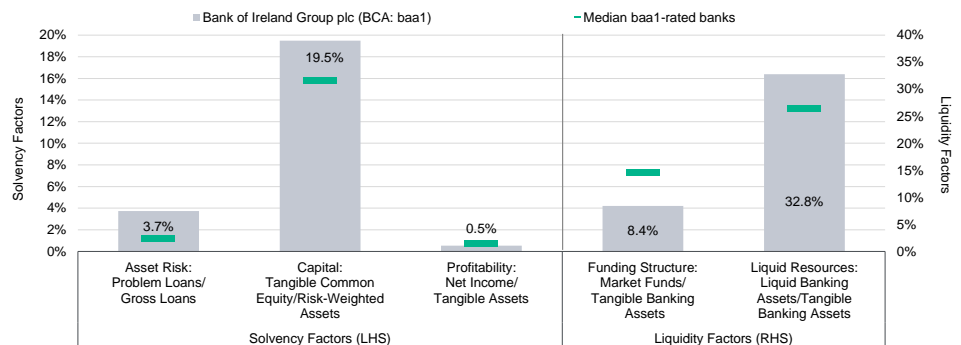
**Summary**

Bank of Ireland's (BOI) A1 long-term bank deposit and long-term senior unsecured debt ratings are driven by (1) the bank's Baseline Credit Assessment (BCA) of baa1; (2) the results of our Advanced Loss Given Failure (LGF) analysis, which result in an uplift of three notches; and (3) a moderate probability of government support from [Government of Ireland](#) (Aa3 positive), which results in no additional uplift. BOI's Counterparty Risk (CR) Assessments are A1(cr)/Prime-1(cr) and CR Ratings (CRR) are A1/Prime-1.

BOI's baa1 BCA reflects its (1) improved asset risk; (2) growing deposit franchise which supports its liquid balance sheet; (3) strong capitalisation and stress capital resilience and (4) improved profitability.

Exhibit 1

**Rating Scorecard - Key financial ratios**



Source: Moody's Ratings

## Credit strengths

- » Leading franchise in Ireland and established position in the UK
- » Much improved risk profile, through sale of legacy impairments, which we expect to be maintained
- » Strong capitalisation, supported by significantly improved core profitability and conservative capital management
- » High level of stable customer deposits and sufficient liquidity buffers

## Credit challenges

- » Expectation of a moderate deterioration in asset risk
- » Margin pressures reflecting heightened competition and narrowing liability spreads as rates decline
- » Relatively higher share of UK specialized mortgages creates roll over risk
- » Leveraged commercial real estate (CRE) sector exposure elevates tail risk

## Outlook

The outlooks on the long-term deposit, issuer and senior unsecured debt ratings of BOI, and BOIG, where applicable, are positive. Moody's expects BOIG's stronger financial performance to continue with asset quality pressure contained while strong capitalisation levels will continue to be supported by higher levels of profitability versus historical averages.

The outlook on BOI's holding company, BOIG's, long-term issuer, and senior unsecured debt ratings, where applicable, is also positive and reflects the positive outlook on the operating bank's ratings.

## Factors that could lead to an upgrade

- » BOI's debt and deposit ratings and BOIG's debt ratings could be upgraded if the bank's BCA were upgraded. The bank's BCA could be upgraded if the improvement in its core profitability is maintained, capital remains relatively strong and asset quality pressures remain in check. An upgrade of the Government of Ireland's rating could also potentially result in an upgrade of BOI's long-term deposit and senior unsecured ratings by one notch.

## Factors that could lead to a downgrade

- » Given the positive outlook, there is limited downward pressure on BOI and BOIG's ratings.

This publication does not announce a credit rating action. For any credit ratings referenced in this publication, please see the issuer/deal page on <https://ratings.moody's.com> for the most updated credit rating action information and rating history.

## Key indicators

Exhibit 2

### Bank of Ireland Group plc (Consolidated Financials) [1]

	06-24 <sup>2</sup>	12-23 <sup>2</sup>	12-22 <sup>2</sup>	12-21 <sup>2</sup>	12-20 <sup>2</sup>	CAGR/Avg. <sup>3</sup>
Total Assets (EUR Million)	155,229.2	151,161.0	144,559.0	153,301.0	131,617.0	4.8 <sup>4</sup>
Total Assets (USD Million)	166,367.5	166,980.8	154,280.2	173,706.3	161,040.8	0.9 <sup>4</sup>
Tangible Common Equity (EUR Million)	10,174.0	10,226.0	9,145.8	9,218.0	7,239.3	10.2 <sup>4</sup>
Tangible Common Equity (USD Million)	10,904.0	11,296.2	9,760.8	10,444.9	8,857.7	6.1 <sup>4</sup>
Problem Loans / Gross Loans (%)	2.9	3.1	3.5	5.5	5.7	4.1 <sup>5</sup>
Tangible Common Equity / Risk Weighted Assets (%)	19.5	19.5	19.1	19.3	14.6	18.4 <sup>6</sup>
Problem Loans / (Tangible Common Equity + Loan Loss Reserve) (%)	20.9	21.8	24.6	38.2	47.1	30.5 <sup>5</sup>
Net Interest Margin (%)	2.4	2.5	1.6	1.5	1.6	1.9 <sup>5</sup>
PPI / Average RWA (%)	3.9	4.4	2.3	1.9	0.9	2.7 <sup>6</sup>
Net Income / Tangible Assets (%)	1.1	1.1	-1.0	1.0	-0.1	0.4 <sup>5</sup>
Cost / Income Ratio (%)	53.2	48.7	64.5	67.7	83.3	63.5 <sup>5</sup>
Market Funds / Tangible Banking Assets (%)	8.9	8.4	7.3	16.4	7.6	9.7 <sup>5</sup>
Liquid Banking Assets / Tangible Banking Assets (%)	32.6	32.8	38.1	37.0	26.5	33.4 <sup>5</sup>
Gross Loans / Due to Customers (%)	82.0	80.8	73.9	84.4	89.3	82.1 <sup>5</sup>

[1] Further to the publication of our revised methodology in July 2021, only ratios from annual 2020 onwards included in this report reflect the change in analytical treatment of the "high-trigger" Additional Tier 1 instruments. [2] All figures and ratios are adjusted using Moody's standard adjustments. [3] Basel III - fully loaded or transitional phase-in; IFRS. [4] May include rounding differences because of the scale of reported amounts. [5] Compound annual growth rate (%) based on the periods for the latest accounting regime. [6] Simple average of periods for the latest accounting regime. [7] Simple average of Basel III periods.

Sources: Moody's Ratings and company filings

## Profile

The BOIG, the holding company of BOI, operates mainly in Ireland through BOI but also has around 20%<sup>1</sup> of its loans in the [United Kingdom](#) (Aa3 stable) via [Bank of Ireland \(UK\) plc](#) (BOI UK, A3 positive, baa2)<sup>2</sup> The group distributes its products and services through around 169 branches in Ireland, as well as branches in the UK, France, Germany, Spain and the US.

BOI was established in 1783 and, between 1922 and 1971, was the official bank of the Irish government. Effective 7 July 2017, BOIG became the group's holding company and the new parent entity of BOI following stockholders' and regulatory approvals. On 23 September 2022, the Irish government announced that it no longer retains any ownership of the Group.

BOI is an Irish retail and commercial bank. Its products and services include deposit-taking, current accounts, personal loans, business and corporate lending, leasing, international asset finance, financial advice, mortgages, foreign exchange, life assurance, pensions, wealth management and credit cards.

## Detailed credit considerations

The financial data in the following sections are sourced from BOI Group's consolidated financial statements unless otherwise stated.

### Asset risk has improved to more moderate levels

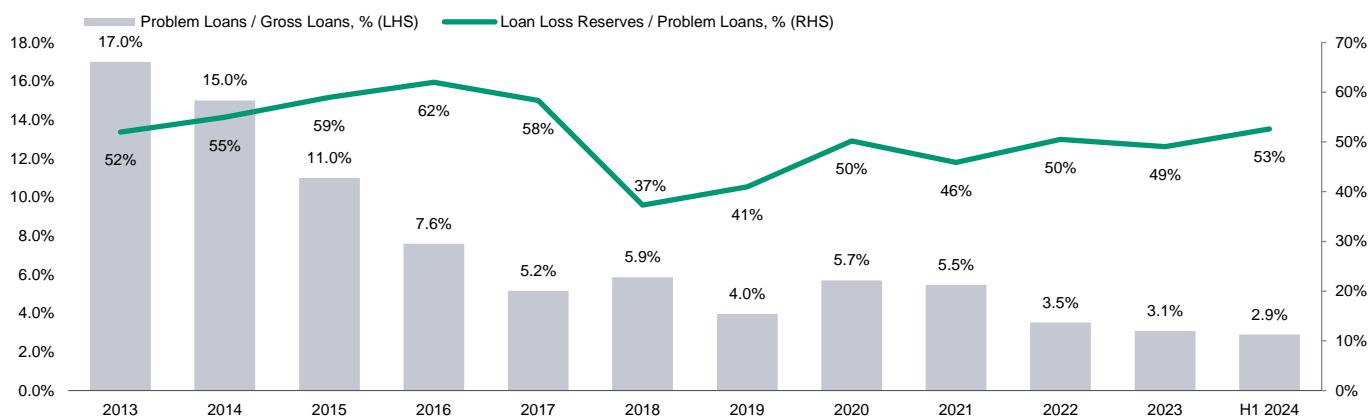
We view BOIG's Asset Risk as moderate and assign a score of baa2. This reflects the strong improvement in BOI's problem loan ratio in the last two years as well as an expectation that asset risk pressures could build as higher interest rates and inflationary pressures erode borrowers purchasing power and debt servicing capacity, as well as potential tail risk from its CRE exposures.

BOI's loan exposures as of June 2024 was 59% retail mortgage lending, 25% corporate and SME lending, 9% property and construction with the remaining 7% in personal loans. The bank's mortgage loan book remains of high quality with loan-to-value (LTV) of 54% which serves to offset any asset risk pressure if property prices were to decline steeply. BOI's speciality UK mortgage book also exposes the Group to some rollover risk as mortgage holders move onto higher rates in the UK. BOI's corporate lending is split between corporate banking (€7.2 billion) and leveraged acquisition finance (€4.7 billion) and is diverse by industry. BOI's CRE exposure is 9% of total loans, with development only accounting for less than 0.8%, and carries low average LTVs that offer protection from rising asset risk.

As of 30 June 2024, BOI's problem loans (PL) ratio decreased to 2.9% from 3.1% as of year-end 2023 primarily due to disposal of non-performing loans during the period. Stage 3 loans in the Corporate book were 4.0% versus 5.6% at year-end 2023. Stage 3 loans in the Irish SME portfolio increased slightly by 20 bps to 5.0%. The Stage 3 loans in the Property and Construction portfolio increased to 6.1% from 5.1% as of year-end 2023. Provisioning coverage at BOI remains adequate, with Stage 3 coverage of 30% as of June 2024. Stage 2 loans decreased to 13.2% as of June 2024 from 15.5% at year-end 2023. In terms of cost of risk, BOI reported 12 basis points (bps) as of June 2024, with 2024 guidance expected to be around 20s bps.

Exhibit 3

### Problem loans are at all-time lows and supported by adequate provisioning



Pre-2018 data is under IAS39, while 2018 - 2023 data is under IFRS9.

Source: Moody's Ratings

### Capitalisation likely to remain strong, supported by moderate profitability

We view BOIG's Capital as strong and assign an a1 score, corresponding to the medium term level for its tangible common equity (TCE) to risk-weighted assets (RWA) ratio including the impact of portfolio acquisitions and new lending, as well as our expectation that the bank will maintain solid capital.

In H1 2024, BOIG's fully loaded TCE ratio was 19.5% and its fully loaded CET1 ratio was 15.4% (including H1 2024 interim profits), up from the 14.3% reported at December 2023, comfortably exceeding its 2024 CET1 requirement of 11.33%. The bank's fully loaded leverage ratio was strong at 6.7% (including H1 2024 interim profits) as of June 2024 (6.3% as of December 2023).

### Profitability has improved significantly and will continue to be strong

We view BOI's profitability improvement in the last 12-18 months as a key credit strength. We assign a score of baa2, reflecting the expected profitability of the bank over the medium term supported by the higher rate environment, portfolio acquisitions which are now income generative, cheap deposit funding and credit demand which will provide a boost to net interest margin (NIM) and net income.

BOI reported profits after tax of €877 million for the first six months of 2024, a 3% year-on-year increase, driven by (1) a 2% increase in net interest income, primarily driven by higher rates and customer balances, (2) a 6% increase in business income driven primarily by an increase of Davy's<sup>3</sup> Assets under Management (AUM) and (3) partially offset by higher wholesale and deposit funding costs. Reported net interest margin was 3.0%, 4 bps higher versus year-end 2023 and is reflective of the higher interest rate environment as well as the slower pass through of higher rates into deposit and savings accounts. Interest rate increases have supported BOI's net interest income, particularly in light of its holding of tracker mortgages, which immediately reprice with the rate increases undertaken by the European Central Bank (ECB).

We expect margin compression from rate decreases and heightened competition to moderately impact profitability, but will continue to be strong. Ongoing investments and inflationary pressures will increase operating expenses. However, this will be partially offset by the ongoing efficiency drive that helped reduce the cost-to-income ratio (CIR) to 44% as of June 2024 and BOIG have maintained their CIR guidance of less than 50% for 2024 and 2025.

**Strong liquidity profile with relatively low use of wholesale funding and ample liquid asset holdings**

We view BOI's Funding Structure as a relative strength, and assign an a2 score to reflect the expected trend as the bank issues modest additional MREL-eligible debt. The score also reflects the strength of the bank's deposit taking franchise as shown by Moody's calculated gross loans-to-customer deposits (LtD) ratio of 82% as of June 2024. The bank's MREL ratio of 35.6% as of June 2024 was 634 bps above the 30 June 2024 requirement of 29.26%.

The bank's market funding reliance increased slightly during the half-year, with a market funds to tangible banking assets ratio of 8.9% (2023: 8.4%). The increase is primarily due to the issuance of €0.9 billion of MREL bonds. BOIG has no outstanding TLTRO III funding <sup>4</sup>.

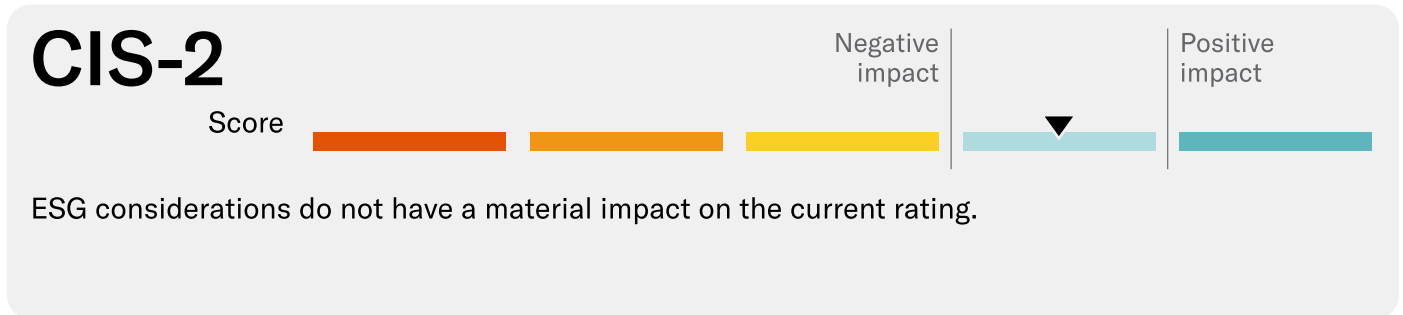
BOI has a sufficient stock of good-quality liquid assets in both Ireland and the UK and a liquid banking assets to tangible banking assets ratio of 32.6% as of June 2024. It also comfortably meets regulatory liquidity requirements, reporting a net stable funding ratio of 153%, and a liquidity coverage ratio of 199%.

We assign a Liquid Resources score of a2, to reflect our expectation that the level of liquid resources will decline due to new lending and a decline in corporate and household savings rates. However, the migration of deposits from Ulster Bank Ireland DAC (UBIDAC) and KBC, who have both exited the Irish market, has strengthened the deposit funding base of the remaining incumbents.

**ESG considerations**

**Bank of Ireland Group plc's ESG credit impact score is CIS-2**

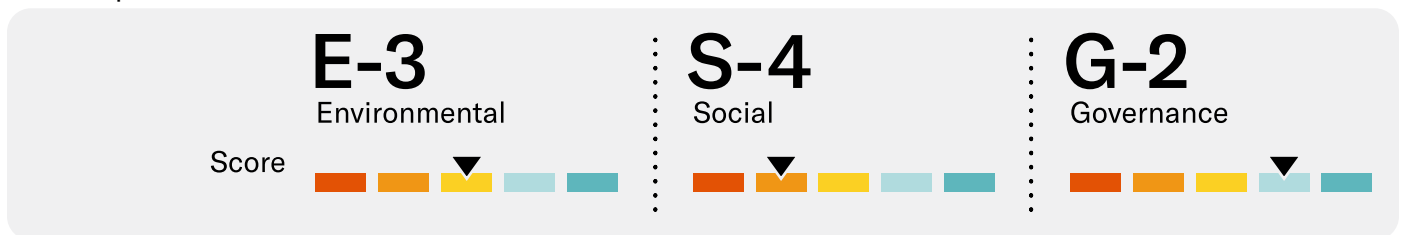
Exhibit 4  
ESG credit impact score



Source: Moody's Ratings

BOI's ESG Credit Impact Score is **CIS-2**, reflecting limited credit impact from environmental and social risk factors on the ratings to date, and neutral-to-low governance risks.

Exhibit 5  
ESG issuer profile scores



Source: Moody's Ratings

**Environmental**

BOI faces industry-average exposure to environmental risks primarily because of its portfolio exposure to carbon transition risk as a diversified, regional banking group. BOI is actively engaging in optimizing its loan portfolio longer-term toward less carbon intensive assets.

## Social

BOI faces high social risks from customer relations, exposing banks to potential fines from regulators and litigation from customers, as well as from cyber risk and the financial and reputational implications of data breaches. Fines in relation to tracker mortgages have so far been contained with no lasting effect on the franchise. The bank's developed policies and procedures help manage associated credit risks. Fines from tracker mortgages have so far been contained with no lasting effect on the franchise.

## Governance

BOI's governance risk is low. The bank's risk management, policies and procedures are in line with industry best practices and are suitable for its risk appetite.

ESG Issuer Profile Scores and Credit Impact Scores for the rated entity/transaction are available on Moodys.com. In order to view the latest scores, please click [here](#) to go to the landing page for the entity/transaction on MDC and view the ESG Scores section.

## Support and structural considerations

### Loss Given Failure analysis

BOI is subject to the EU Bank Recovery and Resolution Directive, which we consider an operational resolution regime. We assume residual tangible common equity of 3%, post-failure losses of 8% of consolidated tangible banking assets, a 25% runoff in "junior" wholesale deposits and a 5% runoff in preferred deposits, and assign a 25% probability to deposits being preferred to senior unsecured debt. We also assume that the junior proportion of BOI's deposits is in line with our estimated EU-wide average of 26%. These are in line with our standard assumptions.

Our Advanced LGF analysis indicates that BOI's deposits are likely to face extremely low loss-given-failure because of the loss absorption provided by subordinated debt and, potentially, by senior unsecured debt should deposits be treated preferentially in a resolution, as well as the substantial volume of deposits themselves. This results in a Preliminary Rating (PR) Assessment of a1, three notches above the BCA.

BOI's senior unsecured debt is likely to face extremely low loss-given-failure because of the loss absorption provided by its own volume and the amount of debt subordinated to it. This results in a PR Assessment of a1, three notches above the BCA.

The senior unsecured debt issued by BOIG is likely to face low loss-given-failure because of the relatively large amount of debt subordinated to it. We assume that the holding company's senior obligations benefit from the subordination of both the holding company's and the bank's subordinated instruments. This results in an a3 PR Assessment for the senior unsecured debt issued by the holding company to be positioned one notch above BOI's BCA.

### Government support considerations

Given its systemic importance for Ireland, we believe that there is a moderate probability of government support for BOI should the bank fail; however, this currently does not result in any uplift from the PR Assessments for both deposits and senior unsecured ratings since these ratings are one notch below Ireland's rating resulting in a narrow rating differential between the support provider and bank's PR Assessment and our moderate likelihood of support assumption. However, an upgrade of Ireland's rating would likely result in an upgrade of BOI's deposits and senior unsecured ratings.

We consider the probability of government support for BOIG's liabilities to be low, providing no rating uplift to the assigned ratings. This is because such support, if needed, would likely only be provided to the operating entity, to enable it to maintain critical functions and mitigate risks to financial stability from its failure.

For other junior securities, we continue to believe that the probability of government support is low, and, as such, the ratings for these instruments do not include any related uplift.

## Methodology and scorecard

### About Moody's Bank Scorecard

Our scorecard is designed to capture, express and explain in summary form our Rating Committee's judgement. When read in conjunction with our research, a fulsome presentation of our judgement is expressed. As a result, the output of our scorecard

may materially differ from that suggested by raw data alone (though it has been calibrated to avoid the frequent need for strong divergence). The scorecard output and the individual scores are discussed in rating committees and may be adjusted up or down to reflect conditions specific to each rated entity. LGF analysis includes our forward-looking assumptions.

*Note: The below scorecard's historic ratios are as of year-end 2023 financials; while our assigned scores reflect Moody's assessment and expected trends.*

## Rating methodology and scorecard factors

Exhibit 6

### Rating Factors

Macro Factors										
Weighted Macro Profile		Strong +	100%							
Factor	Historic Ratio	Initial Score	Expected Trend	Assigned Score	Key driver #1	Key driver #2				
Solvency										
Asset Risk										
Problem Loans / Gross Loans	3.7%	a3	↔	baa2	Expected trend	Operational risk				
Capital										
Tangible Common Equity / Risk Weighted Assets (Basel III - fully loaded)	19.5%	aa2	↔	a1	Expected trend	Stress capital resilience				
Profitability										
Net Income / Tangible Assets	0.5%	baa2	↔	baa2	Earnings quality					
Combined Solvency Score		a2		a3						
Liquidity										
Funding Structure										
Market Funds / Tangible Banking Assets	8.4%	a1	↔	a2	Expected trend	Deposit quality				
Liquid Resources										
Liquid Banking Assets / Tangible Banking Assets	32.8%	a2	↔	a2	Expected trend					
Combined Liquidity Score		a1		a2						
Financial Profile										
				a3						
Qualitative Adjustments				Adjustment						
Business Diversification				0						
Opacity and Complexity				0						
Corporate Behavior				0						
Total Qualitative Adjustments				0						
Sovereign or Affiliate constraint				Aa3						
BCA Scorecard-indicated Outcome - Range				a2 - baa1						
Assigned BCA				baa1						
Affiliate Support notching				0						
Adjusted BCA				baa1						
<b>Balance Sheet</b>										
		<b>in-scope (EUR Million)</b>		<b>% in-scope</b>		<b>at-failure (EUR Million)</b>	<b>% at-failure</b>			
Other liabilities		13,564		10.5%		23,826	18.5%			
Deposits		100,600		78.2%		90,339	70.2%			
Preferred deposits		74,444		57.8%		70,722	55.0%			
Junior deposits		26,156		20.3%		19,617	15.2%			
Senior unsecured bank debt		21		0.0%		21	0.0%			
Senior unsecured holding company debt		7,569		5.9%		7,569	5.9%			
Dated subordinated holding company debt		2,100		1.6%		2,100	1.6%			
Preference shares(holding company)		975		0.8%		975	0.8%			
Equity		3,861		3.0%		3,861	3.0%			
Total Tangible Banking Assets		128,690		100.0%		128,690	100.0%			
<b>Debt Class</b>										
		<b>De Jure waterfall</b>		<b>De Facto waterfall</b>		<b>Notching</b>		<b>LGF</b>	<b>Assigned</b>	<b>Additional Preliminary</b>
		<b>Instrument</b>	<b>Sub-</b>	<b>Instrument</b>	<b>Sub-</b>	<b>De Jure</b>	<b>De Facto</b>	<b>Notching</b>	<b>LGF</b>	<b>Notching</b>
		<b>volume +</b>	<b>ordination</b>	<b>volume +</b>	<b>ordination</b>			<b>Guidance</b>	<b>notching</b>	<b>Rating</b>
		<b>subordination</b>	<b>subordination</b>					<b>vs.</b>		<b>Assessment</b>
								<b>Adjusted</b>		
								<b>BCA</b>		
Counterparty Risk Rating	26.5%	26.5%	26.5%	26.5%	3	3	3	3	0	a1
Counterparty Risk Assessment	26.5%	26.5%	26.5%	26.5%	3	3	3	3	0	a1 (cr)
Deposits	26.5%	11.3%	26.5%	11.3%	3	3	3	3	0	a1
Senior unsecured bank debt	26.5%	11.3%	11.3%	11.3%	3	2	3	3	0	a1
Senior unsecured holding company debt	11.3%	5.4%	11.3%	5.4%	1	1	1	1	0	a3



Dated subordinated bank debt	5.4%	3.8%	5.4%	3.8%	-1	-1	-1	-1	0	baa2
Dated subordinated holding company debt	5.4%	3.8%	5.4%	3.8%	-1	-1	-1	-1	0	baa2
Junior subordinated bank debt	3.8%	3.8%	3.8%	3.8%	-1	-1	-1	-1	-1	baa3
Non-cumulative bank preference shares	3.8%	3.0%	3.8%	3.0%	-1	-1	-1	-1	-2	ba1
Holding company non-cumulative preference shares	3.8%	3.0%	3.8%	3.0%	-1	-1	-1	-1	-2	ba1

Instrument Class	Loss Given Failure notching	Additional notching	Preliminary Rating Assessment	Government Support notching	Local Currency Rating	Foreign Currency Rating
Counterparty Risk Rating	3	0	a1	0	A1	A1
Counterparty Risk Assessment	3	0	a1 (cr)	0	A1(cr)	
Deposits	3	0	a1	0	A1	A1
Senior unsecured bank debt	3	0	a1	0	A1	A1
Senior unsecured holding company debt	1	0	a3	0	A3	A3
Dated subordinated bank debt	-1	0	baa2	0	(P)Baa2	
Dated subordinated holding company debt	-1	0	baa2	0	Baa2	Baa2
Junior subordinated bank debt	-1	-1	baa3	0		Baa3 (hyb)
Non-cumulative bank preference shares	-1	-2	ba1	0	Ba1 (hyb)	Ba1 (hyb)
Holding company non-cumulative preference shares	-1	-2	ba1	0	Ba1 (hyb)	

[1] Where dashes are shown for a particular factor (or sub-factor), the score is based on non-public information.

Source: Moody's Ratings

## Ratings

Exhibit 7

Category	Moody's Rating
<b>BANK OF IRELAND GROUP PLC</b>	
Outlook	Positive
Issuer Rating	A3
Senior Unsecured	A3
Subordinate	Baa2
Pref. Stock Non-cumulative -Dom Curr	Ba1 (hyb)
<b>BANK OF IRELAND (UK) PLC</b>	
Outlook	Positive
Counterparty Risk Rating	A2/P-1
Bank Deposits	A3/P-2
Baseline Credit Assessment	baa2
Adjusted Baseline Credit Assessment	baa1
Counterparty Risk Assessment	A1(cr)/P-1(cr)
<b>BANK OF IRELAND</b>	
Outlook	Positive
Counterparty Risk Rating	A1/P-1
Bank Deposits	A1/P-1
Baseline Credit Assessment	baa1
Adjusted Baseline Credit Assessment	baa1
Counterparty Risk Assessment	A1(cr)/P-1(cr)
Issuer Rating	A1
Senior Unsecured	A1
Subordinate MTN -Dom Curr	(P)Baa2
Jr Subordinate	Baa3 (hyb)
Pref. Stock Non-cumulative	Ba1 (hyb)
Commercial Paper	P-1
Other Short Term	(P)P-1

Source: Moody's Ratings

## Endnotes

- [1](#) Based on BOI UK's year-end 2023 gross loans as a percentage of BOIG's year-end 2022 gross loans
- [2](#) Long-term Deposit Rating and Baseline Credit Assessment.
- [3](#) The group acquired Davy, an Irish provider of wealth management and capital markets services, in 2022 as a business combination and is included in BOI's Wealth and Insurance division
- [4](#) €10.8 billion of TLTRO funding was repaid in the second half of 2022.

© 2025 Moody's Corporation, Moody's Investors Service, Inc., Moody's Analytics, Inc. and/or their licensors and affiliates (collectively, "MOODY'S"). All rights reserved. CREDIT RATINGS ISSUED BY MOODY'S CREDIT RATINGS AFFILIATES ARE THEIR CURRENT OPINIONS OF THE RELATIVE FUTURE CREDIT RISK OF ENTITIES, CREDIT COMMITMENTS, OR DEBT OR DEBT-LIKE SECURITIES, AND MATERIALS, PRODUCTS, SERVICES AND INFORMATION PUBLISHED OR OTHERWISE MADE AVAILABLE BY MOODY'S (COLLECTIVELY, "MATERIALS") MAY INCLUDE SUCH CURRENT OPINIONS. MOODY'S DEFINES CREDIT RISK AS THE RISK THAT AN ENTITY MAY NOT MEET ITS CONTRACTUAL FINANCIAL OBLIGATIONS AS THEY COME DUE AND ANY ESTIMATED FINANCIAL LOSS IN THE EVENT OF DEFAULT OR IMPAIRMENT. SEE APPLICABLE MOODY'S RATING SYMBOLS AND DEFINITIONS PUBLICATION FOR INFORMATION ON THE TYPES OF CONTRACTUAL FINANCIAL OBLIGATIONS ADDRESSED BY MOODY'S CREDIT RATINGS. CREDIT RATINGS DO NOT ADDRESS ANY OTHER RISK, INCLUDING BUT NOT LIMITED TO: LIQUIDITY RISK, MARKET VALUE RISK, OR PRICE VOLATILITY. CREDIT RATINGS, NON-CREDIT ASSESSMENTS ("ASSESSMENTS"), AND OTHER OPINIONS INCLUDED IN MOODY'S MATERIALS ARE NOT STATEMENTS OF CURRENT OR HISTORICAL FACT. MOODY'S MATERIALS MAY ALSO INCLUDE QUANTITATIVE MODEL-BASED ESTIMATES OF CREDIT RISK AND RELATED OPINIONS OR COMMENTARY PUBLISHED BY MOODY'S ANALYTICS, INC. AND/OR ITS AFFILIATES. MOODY'S CREDIT RATINGS, ASSESSMENTS, OTHER OPINIONS AND MATERIALS DO NOT CONSTITUTE OR PROVIDE INVESTMENT OR FINANCIAL ADVICE, AND MOODY'S CREDIT RATINGS, ASSESSMENTS, OTHER OPINIONS AND MATERIALS ARE NOT AND DO NOT PROVIDE RECOMMENDATIONS TO PURCHASE, SELL, OR HOLD PARTICULAR SECURITIES. MOODY'S CREDIT RATINGS, ASSESSMENTS, OTHER OPINIONS AND MATERIALS DO NOT COMMENT ON THE SUITABILITY OF AN INVESTMENT FOR ANY PARTICULAR INVESTOR. MOODY'S ISSUES ITS CREDIT RATINGS, ASSESSMENTS AND OTHER OPINIONS AND PUBLISHES OR OTHERWISE MAKES AVAILABLE ITS MATERIALS WITH THE EXPECTATION AND UNDERSTANDING THAT EACH INVESTOR WILL, WITH DUE CARE, MAKE ITS OWN STUDY AND EVALUATION OF EACH SECURITY THAT IS UNDER CONSIDERATION FOR PURCHASE, HOLDING, OR SALE.

MOODY'S CREDIT RATINGS, ASSESSMENTS, OTHER OPINIONS, AND MATERIALS ARE NOT INTENDED FOR USE BY RETAIL INVESTORS AND IT WOULD BE RECKLESS AND INAPPROPRIATE FOR RETAIL INVESTORS TO USE MOODY'S CREDIT RATINGS, ASSESSMENTS, OTHER OPINIONS OR MATERIALS WHEN MAKING AN INVESTMENT DECISION. IF IN DOUBT YOU SHOULD CONTACT YOUR FINANCIAL OR OTHER PROFESSIONAL ADVISER.

ALL INFORMATION CONTAINED HEREIN IS PROTECTED BY LAW, INCLUDING BUT NOT LIMITED TO, COPYRIGHT LAW, AND NONE OF SUCH INFORMATION MAY BE COPIED OR OTHERWISE REPRODUCED, REPACKAGED, FURTHER TRANSMITTED, TRANSFERRED, DISSEMINATED, REDISTRIBUTED OR RESOLD, OR STORED FOR SUBSEQUENT USE FOR ANY SUCH PURPOSE, IN WHOLE OR IN PART, IN ANY FORM OR MANNER OR BY ANY MEANS WHATSOEVER, BY ANY PERSON WITHOUT MOODY'S PRIOR WRITTEN CONSENT. FOR CLARITY, NO INFORMATION CONTAINED HEREIN MAY BE USED TO DEVELOP, IMPROVE, TRAIN OR RETRAIN ANY SOFTWARE PROGRAM OR DATABASE, INCLUDING, BUT NOT LIMITED TO, FOR ANY ARTIFICIAL INTELLIGENCE, MACHINE LEARNING OR NATURAL LANGUAGE PROCESSING SOFTWARE, ALGORITHM, METHODOLOGY AND/OR MODEL.

MOODY'S CREDIT RATINGS, ASSESSMENTS, OTHER OPINIONS AND MATERIALS ARE NOT INTENDED FOR USE BY ANY PERSON AS A BENCHMARK AS THAT TERM IS DEFINED FOR REGULATORY PURPOSES AND MUST NOT BE USED IN ANY WAY THAT COULD RESULT IN THEM BEING CONSIDERED A BENCHMARK.

All information contained herein is obtained by MOODY'S from sources believed by it to be accurate and reliable. Because of the possibility of human or mechanical error as well as other factors, however, all information contained herein is provided "AS IS" without warranty of any kind. MOODY'S adopts all necessary measures so that the information it uses in assigning a credit rating is of sufficient quality and from sources MOODY'S considers to be reliable including, when appropriate, independent third-party sources. However, MOODY'S is not an auditor and cannot in every instance independently verify or validate information received in the credit rating process or in preparing its Materials.

To the extent permitted by law, MOODY'S and its directors, officers, employees, agents, representatives, licensors and suppliers disclaim liability to any person or entity for any indirect, special, consequential, or incidental losses or damages whatsoever arising from or in connection with the information contained herein or the use of or inability to use any such information, even if MOODY'S or any of its directors, officers, employees, agents, representatives, licensors or suppliers is advised in advance of the possibility of such losses or damages, including but not limited to: (a) any loss of present or prospective profits or (b) any loss or damage arising where the relevant financial instrument is not the subject of a particular credit rating assigned by MOODY'S.

To the extent permitted by law, MOODY'S and its directors, officers, employees, agents, representatives, licensors and suppliers disclaim liability for any direct or compensatory losses or damages caused to any person or entity, including but not limited to by any negligence (but excluding fraud, willful misconduct or any other type of liability that, for the avoidance of doubt, by law cannot be excluded) on the part of, or any contingency within or beyond the control of, MOODY'S or any of its directors, officers, employees, agents, representatives, licensors or suppliers, arising from or in connection with the information contained herein or the use of or inability to use any such information.

NO WARRANTY, EXPRESS OR IMPLIED, AS TO THE ACCURACY, TIMELINESS, COMPLETENESS, MERCHANTABILITY OR FITNESS FOR ANY PARTICULAR PURPOSE OF ANY CREDIT RATING, ASSESSMENT, OTHER OPINION OR INFORMATION IS GIVEN OR MADE BY MOODY'S IN ANY FORM OR MANNER WHATSOEVER.

Moody's Investors Service, Inc., a wholly-owned credit rating agency subsidiary of Moody's Corporation ("MCO"), hereby discloses that most issuers of debt securities (including corporate and municipal bonds, debentures, notes and commercial paper) and preferred stock rated by Moody's Investors Service, Inc. have, prior to assignment of any credit rating, agreed to pay Moody's Investors Service, Inc. for credit ratings opinions and services rendered by it. MCO and all MCO entities that issue ratings under the "Moody's Ratings" brand name ("Moody's Ratings"), also maintain policies and procedures to address the independence of Moody's Ratings' credit ratings and credit rating processes. Information regarding certain affiliations that may exist between directors of MCO and rated entities, and between entities who hold credit ratings from Moody's Investors Service, Inc. and have also publicly reported to the SEC an ownership interest in MCO of more than 5%, is posted annually at [ir.moody.com](http://ir.moody.com) under the heading "Investor Relations — Corporate Governance — Charter and Governance Documents - Director and Shareholder Affiliation Policy."

Moody's SF Japan K.K., Moody's Local AR Agente de Calificación de Riesgo S.A., Moody's Local BR Agência de Classificação de Risco LTDA, Moody's Local MX S.A. de C.V., I.C.V., Moody's Local PE Clasificadora de Riesgo S.A., and Moody's Local PA Clasificadora de Riesgo S.A. (collectively, the "Moody's Non-NRSRO CRAs") are all indirectly wholly-owned credit rating agency subsidiaries of MCO. None of the Moody's Non-NRSRO CRAs is a Nationally Recognized Statistical Rating Organization.

Additional terms for Australia only: Any publication into Australia of this document is pursuant to the Australian Financial Services License of MOODY'S affiliate, Moody's Investors Service Pty Limited ABN 61 003 399 657 AFSL 336969 and/or Moody's Analytics Australia Pty Ltd ABN 94 105 136 972 AFSL 383569 (as applicable). This document is intended to be provided only to "wholesale clients" within the meaning of section 761G of the Corporations Act 2001. By continuing to access this document from within Australia, you represent to MOODY'S that you are, or are accessing the document as a representative of, a "wholesale client" and that neither you nor the entity you represent will directly or indirectly disseminate this document or its contents to "retail clients" within the meaning of section 761G of the Corporations Act 2001. MOODY'S credit rating is an opinion as to the creditworthiness of a debt obligation of the issuer, not on the equity securities of the issuer or any form of security that is available to retail investors.

Additional terms for India only: Moody's credit ratings, Assessments, other opinions and Materials are not intended to be and shall not be relied upon or used by any users located in India in relation to securities listed or proposed to be listed on Indian stock exchanges.

Additional terms with respect to Second Party Opinions and Net Zero Assessments (as defined in Moody's Ratings Rating Symbols and Definitions): Please note that neither a Second Party Opinion ("SPO") nor a Net Zero Assessment ("NZA") is a "credit rating". The issuance of SPOs and NZAs is not a regulated activity in many jurisdictions, including Singapore. JAPAN: In Japan, development and provision of SPOs and NZAs fall under the category of "Ancillary Businesses", not "Credit Rating Business", and are not subject to the regulations applicable to "Credit Rating Business" under the Financial Instruments and Exchange Act of Japan and its relevant regulation. PRC: Any SPO: (1) does not constitute a PRC Green Bond Assessment as defined under any relevant PRC laws or regulations; (2) cannot be included in any registration statement, offering circular, prospectus or any other documents submitted to the PRC regulatory authorities or otherwise used to satisfy any PRC regulatory disclosure requirement; and (3) cannot be used within the PRC for any regulatory purpose or for any other purpose which is not permitted under relevant PRC laws or regulations. For the purposes of this disclaimer, "PRC" refers to the mainland of the People's Republic of China, excluding Hong Kong, Macau and Taiwan.

REPORT NUMBER 1434123