

## CREDIT OPINION

16 July 2021

Update

✓ Rate this Research

### RATINGS

#### Bank of Ireland Group plc

Domicile	Dublin, Ireland
Long Term CRR	Not Assigned
Long Term Debt	Baa1
Type	Senior Unsecured - Fgn Curr
Outlook	Stable
Long Term Deposit	Not Assigned

Please see the [ratings section](#) at the end of this report for more information. The ratings and outlook shown reflect information as of the publication date.

### Contacts

Arif Bekiroglu +44.20.7772.1713  
VP-Senior Analyst  
arif.bekiroglu@moodys.com

Ines Antunes +44.20.7772.1744  
Associate Analyst  
ines.antunes@moodys.com

Laurie Mayers +44.20.7772.5582  
Associate Managing Director  
laurie.mayers@moodys.com

## Bank of Ireland Group plc

Update following upgrade of BOI Group's senior unsecured debt

### Summary

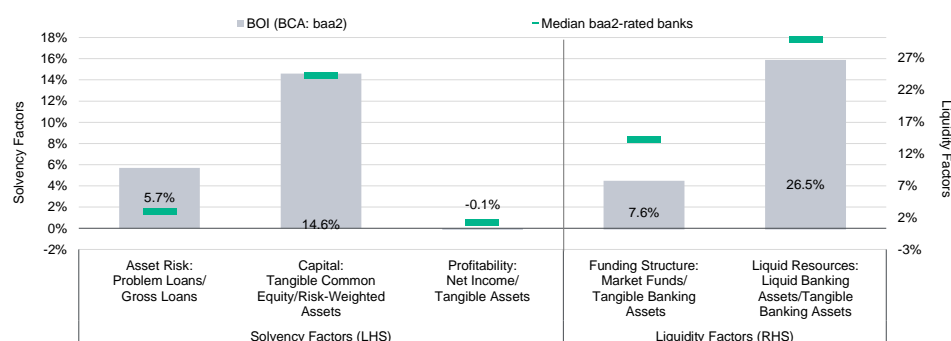
[Bank of Ireland's](#) (BOI) A2 long-term bank deposit and long-term senior unsecured debt ratings are driven by (1) the bank's Baseline Credit Assessment (BCA) of baa2; (2) the results of our Advanced Loss Given Failure (LGF) analysis, which result in an uplift of three notches; and (3) a moderate probability of government support, which results in no additional uplift, given the ratings are already at the same level as the ratings of the [Government of Ireland](#) (A2 stable). BOI's Counterparty Risk (CR) Assessments are A2(cr)/Prime-1(cr) and CR Ratings (CRR) are A2/Prime-1. On 13 July 2021, we upgraded the long-term senior unsecured debt ratings of [Bank of Ireland Group plc](#) (BOI Group, the holding company of BOI) to Baa1 from Baa2 following the update of the Banks Methodology.

BOI's baa2 BCA reflects its (1) much reduced legacy impairments forming a sound base for the coronavirus-related asset stress; (2) moderate core profitability, though weaker due to coronavirus economic stress, is on track to recover; (3) strong capitalisation and leverage; and (4) strong liquidity, with low market funding reliance.

The outlook on BOI's deposit rating and BOI Group's senior unsecured debt ratings is stable.

Exhibit 1

### Rating Scorecard - Key financial ratio



Source: Moody's Banking Financial Metrics

## Credit strengths

- » Leading domestic franchise in Ireland and established position in the UK
- » Much reduced legacy impairments forms a sound base for the coronavirus-related asset stress
- » Sound capitalisation, supported by sustained earnings and conservative capital management
- » Ample customer deposits and sufficient liquidity buffers

## Credit challenges

- » Asset risk sensitive to economic downturn due to sizeable forbore loans, leveraged finance and real estate construction exposures
- » Coronavirus pandemic induced macro-economic disruption constraining credit demand and revenues
- » Moderate core profitability, though weaker due to coronavirus economic stress is on track to recover

## Outlook

The outlooks on BOI's and BOI Group's ratings are stable. This reflects our expectation that the bank will gradually reduce its legacy problem loans further, despite some deterioration in the near-term, while maintaining its strong capitalisation. Furthermore, the stable outlook reflects our expectation that BOI will continue to report moderate profitability, which remains structurally lower than that of its main Irish peer because of its higher share of tracker mortgages, lower share of small and medium-sized enterprise (SME) loans, and higher operating costs.

## Factors that could lead to an upgrade

- » BOI's debt and deposit ratings and BOI Group's debt ratings could be upgraded if the bank's BCA were upgraded.
- » The bank's BCA could be upgraded if there were (1) a significant improvement in its core profitability; and (2) an improvement in the resilience of its capitalisation under stress.

## Factors that could lead to a downgrade

- » BOI's and BOI Group's ratings could be downgraded if the bank's BCA were downgraded or its maturing subordinated instruments redeemed without replacement.
- » BOI's BCA could be downgraded if there were a significant deterioration in the bank's solvency or liquidity profile.

This publication does not announce a credit rating action. For any credit ratings referenced in this publication, please see the ratings tab on the issuer/entity page on [www.moodys.com](http://www.moodys.com) for the most updated credit rating action information and rating history.

## Key indicators

Exhibit 2

### Bank of Ireland Group plc (Consolidated Financials) [1]

	12-20 <sup>2</sup>	12-19 <sup>2</sup>	12-18 <sup>2</sup>	12-17 <sup>2</sup>	CAGR/Avg. <sup>3</sup>
Total Assets (EUR Million)	131,617.0	129,357.0	121,784.0	120,111.0	3.1 <sup>4</sup>
Total Assets (USD Million)	161,040.8	145,203.0	139,216.7	144,229.0	3.7 <sup>4</sup>
Tangible Common Equity (EUR Million)	7,239.3	8,373.6	7,913.7	7,157.1	0.4 <sup>4</sup>
Tangible Common Equity (USD Million)	8,857.7	9,399.4	9,046.4	8,594.2	1.0 <sup>4</sup>
Problem Loans / Gross Loans (%)	5.7	4.0	5.9	5.2	5.2 <sup>5</sup>
Tangible Common Equity / Risk Weighted Assets (%)	14.6	16.4	16.2	15.6	15.7 <sup>6</sup>
Problem Loans / (Tangible Common Equity + Loan Loss Reserve) (%)	47.1	33.0	47.4	42.5	42.5 <sup>5</sup>
Net Interest Margin (%)	1.6	1.8	1.8	1.8	1.7 <sup>5</sup>
PPI / Average RWA (%)	0.9	1.7	1.6	1.8	1.5 <sup>6</sup>
Net Income / Tangible Assets (%)	-0.1	1.1	0.6	0.6	0.5 <sup>5</sup>
Cost / Income Ratio (%)	83.3	70.7	72.5	71.9	74.6 <sup>5</sup>
Market Funds / Tangible Banking Assets (%)	7.6	9.3	9.6	13.7	10.1 <sup>5</sup>
Liquid Banking Assets / Tangible Banking Assets (%)	26.5	23.0	22.5	22.6	23.7 <sup>5</sup>
Gross Loans / Due to Customers (%)	89.3	97.0	99.8	105.4	97.9 <sup>5</sup>

[1] All figures and ratios are adjusted using Moody's standard adjustments. [2] Basel III - fully loaded or transitional phase-in; IFRS. [3] May include rounding differences because of the scale of reported amounts. [4] Compound annual growth rate (%) based on the periods for the latest accounting regime. [5] Simple average of periods for the latest accounting regime. [6] Simple average of Basel III periods.

Sources: Moody's Investors Service and company filings

Further to the publication of our revised methodology in July 2021, for issuers that have "high trigger" Additional Tier 1 instruments outstanding, not all ratios included in this report reflect the change in treatment of these instruments.

## Profile

The Bank of Ireland Group Plc (BOI Group), the holding company of Bank of Ireland (BOI), operates mainly in Ireland through BOI but also has 27% of its operations by assets in the [United Kingdom](#) (Aa3 stable) via [Bank of Ireland \(UK\) plc](#) (BOI UK, Baa1 stable, baa2)<sup>1</sup> and in international markets. It distributes its products and services through around 182 branches in Ireland, as well as branches in the UK, France, Germany, Spain and the US.

BOI was established in 1783 and, between 1922 and 1971, was the official bank of the Irish government. Effective 7 July 2017, BOI Group became the group's holding company and the new parent entity of BOI following stockholders' and regulatory approvals. BOI Group's ordinary shares are listed on the Irish Stock Exchange (ticker: BIRG) and the London Stock Exchange (ticker: BIRG). As of 26 February 2021, BOI Group's largest shareholder was the Irish government, through the Ireland Strategic Investment Fund, which owned 13.95% of the bank's total share capital.

BOI is an Irish retail and commercial bank. Its products and services include deposit-taking, current accounts, personal loans, business and corporate lending, leasing, international asset finance, financial advice, mortgages, foreign exchange, life assurance, pensions and credit cards. As of year-end 2020, BOI accounted for around 28% of the domestic market assets held by Irish credit institutions, based on its reported total consolidated assets of €133.8 billion.

## Recent developments

Disparities in controlling the COVID-19 pandemic and in levels of policy support are resulting in an asynchronous global economic recovery (see May 2021 update of [Global Macro Outlook 2021-22: Recovery solidifies in the US and Europe, while emerging markets face multiple risks](#)). We regard the coronavirus outbreak as a social risk under our environmental, social and governance (ESG) framework, given the substantial implications for public health and safety.

We expect Ireland's GDP to grow by 5.2% in 2021, up from 3.4% in 2020, though lower than the pre-pandemic rate of 5.6% in 2019. However, according to the Central Bank of Ireland (CBI), domestic demand will expand by 2.8% in 2021 and 3.0% in 2022 after a 7.1% contraction last year. This will drive an improvement in lending growth, tempered somewhat by an anticipated rise in unemployment as government support measures come to an end. Ultra-low interest rates will limit the repayment risk for borrowers, but will also continue to constrain banks' net interest margins.

On 23 June 2021, Ireland's government announced the intent to sale down part of its 13.9% shareholding in BOI over the next six months. This is the first state sale of any bank shares since 2017.

On 18 June 2021, BOI entered into the sale (via securitisation) of a portfolio of c.€344 million of non-performing mortgages predominantly secured on owner occupied and buy-to-let investment properties. The transaction is expected to result in a pro-forma reduction in the bank's non-performing exposure (NPE) ratio to c.5.3% from c.5.7% as of Q1 2021. It will also increase the bank's Common Equity Tier 1 (CET1) ratio by c.15 basis points and reduce net interest income by c.€5 million on a full year basis.

On 16 April 2021, BOI announced that it had [entered a memorandum of understanding with KBC Bank Ireland to acquire all of its performing loan assets and liabilities](#) as KBC Group withdraws from the Irish market. KBC's performing mortgage book in Ireland totaled €8.9 billion as of year-end 2020, compared with BOI's €22.9 billion. As a result, the acquisition would increase BOI's mortgage market share to around 36% from 26%. We expect BOI's mortgage book acquisition to lower its CET1 capital ratio by 80 basis points from a reported transitional 14.9% at year-end 2020, all other things being equal.

During 2020, the Irish banks partnered with the [Strategic Banking Corporation of Ireland](#) (SBCI, A2 stable) to deliver a range of loans and working capital schemes available under COVID-19 government support measures. BOI advanced around €300 million across the following programmes: Future Growth Loan Scheme, Brexit/COVID-19 Working Capital Loan Scheme and the COVID-19 Credit Guarantee Scheme, which benefits from an 80% Government guarantee against losses.

## Detailed credit considerations

The financial data in the following sections are sourced from BOI Group's consolidated financial statements unless otherwise stated.

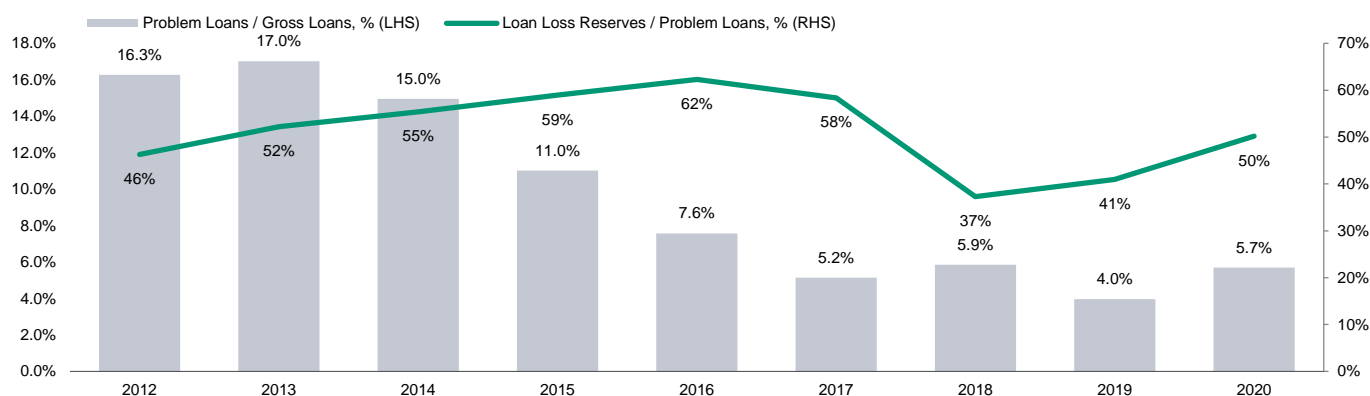
### Asset risk improved to moderate levels, positioning the group better to absorb additional impairments from the coronavirus-related stress

We view BOI's Asset Risk as moderate and assign a score of ba1, one notch below the Macro-Adjusted score. The assigned score reflects the bank's sizeable stock of forbore loans and loans in negative equity, as well as relatively higher leveraged finance and real estate construction exposures, elevates the bank's sensitivity to the adverse macroeconomic environment. The level of problem loans will depend on the recently resumed non-performing portfolio disposals after a pandemic-induced hiatus last year.

BOI's asset quality deteriorated sharply in 2020 as the coronavirus pandemic triggered a steep economic contraction. This prompted large scale loan migration to IFRS 9 Stage 2 from Stage 1, with the proportion of Stage 2 loans increasing to 20.1% as of December 2020 from 6.9% as of December 2019. The problem loans (PL) ratio also increase to 5.7% from 4.0% over the same period driven by credit migration in property and construction portfolios and the European Union's (EU) new harmonised definition of default rules, while the overall loan book contracted by 2.6% during 2020. Problem loans were unchanged in Q1 2021 compared to December 2020. We expect problem loans to further increase in 2021 as the government phases out pandemic-related support measures for borrowers. BOI's c.€344 million PL sale transaction announced in June 2021 will reduce the PL ratio by 40bps.

Exhibit 3

#### BOI entered covid-induced crisis with much improved problem loans ratio and adequate provisioning



Pre-2018 data is under IAS39, while 2018 and 2019 data is under IFRS9.

Source: Moody's Investors Service

Irish residential property prices have recovered strongly from their post-crisis low in 2013, but remain below their peak. Prices fluctuated slightly in 2020 and are prone to softening given the context of the pandemic. As a result, the proportion of negative-equity mortgages<sup>2</sup>, which was 3.0% as end December 2020 (down from 3.2% as of December 2019), constrains our asset risk assessment. The bank reported €2.5 billion of loans in forbearance, but outside of Stage 3 assets, in December 2020, or 3.2% of gross loans, which we view as more vulnerable to economic deterioration. The corporate book recorded a nonperforming exposure (NPE) ratio of 2.3% (2019: 2.0%), while the NPE ratio for the Irish SME portfolio was 9.7% (2019: 7.5%). The property and construction portfolio which is still a weak spot, with 12.7% NPEs as of December 2020, materially increased from the 7.3% as of December 2019.

### Capitalisation likely to remain strong, supported by sustained earnings

We view BOI's Capital as strong and assign an a3 score, one notch below the Macro-Adjusted score, corresponding to its tangible common equity (TCE) to risk-weighted assets (RWA) medium term target ratio, as well as our expectation that the bank will maintain a solid capital level, but also takes into account the downside risks arising from NPEs in negative equity and RWA increase due to deterioration in credit and counterparty risk and new lending, partially offset by problem loan sales.

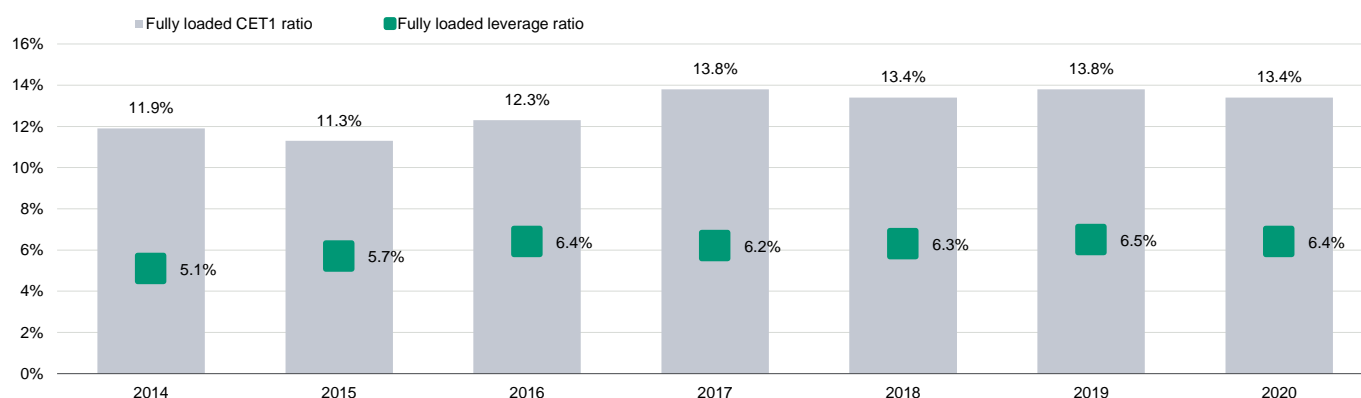
Following the update of the Banks Methodology our TCE/RWA ratio now excludes high trigger Additional Tier 1 notes; the ratio was 14.6% as of December 2020, which is strong and equivalent to an a2 Macro-Adjusted score. The TCE/TBA leverage ratio is also strong at 6.6% as of December 2020.

BOI's fully loaded CET1 ratio of 13.5% as of March 2021 has increased by 10bps from 13.4% at December 2020, reflecting organic capital generation, partially offset by on-going investment in transformation and RWA increase associated with new lending. During 2020 the ratio fell by 40bps from 13.8% at December 2019, weighed by credit quality deterioration, impact of regulatory change and costs related to the bank's transformation programme. BOI's 2020 capitalisation incorporated 40 bps of uplift related to the [so-called "quick fix" to the European Union's \(EU\) Second Capital Requirements Regulation \(CRR2\)](#) and 40 bps of uplift from the withdrawal of the 2019 dividend. In May 2020, the BOI Group issued €675 million high trigger<sup>3</sup> AT1 notes ([Ba2\(hyb\)](#)) equating to 140bps boost to capital, which replaced the lower trigger notes<sup>4</sup> that had a call date of June 2020. BOI Group issued a further €300 million high trigger AT1 notes in September 2020.

The [change in the composition of the Pillar 2 requirement](#) and the removal of the countercyclical buffers in Ireland and the UK driven by the coronavirus outbreak, as well as the lowered CET1 component<sup>5</sup> of the Pillar 2 requirement reduced the bank's minimum regulatory CET1 requirement to 9.27% as of 2020 and 9.77% from July 2021 onwards from 10.65% in 2019<sup>6</sup>. The group's regulatory CET1 ratio of 14.9% as of December 2020 comfortably exceeded its CET1 requirement. The bank's fully loaded leverage ratio was strong at 6.4% as of December 2020 (6.5% as of December 2019).

Exhibit 4

### Regulatory capital ratios remain strong



Source: BOI financial reports

The board of BOI canceled the proposed ordinary dividend of €189 million for 2019 following the ECB's recommendation, in light of the coronavirus outbreak, for European banks to suspend accrued dividends for 2019 and to not pay dividends until January 2021. In

December 2020, the ECB revised its recommendation and asked banks to refrain from or limit dividends and share buy-backs<sup>7</sup> until September 2021. In 2019, BOI paid out a dividend of €173 million in respect of its 2018 earnings.

Bank's future dividend payouts and capitalisation will depend on amount of acquisition of UBIDAC's loan book and its pro-forma capitalisation levels.

### **Profitability on track to recover from its dip due to COVID-19 but expected to remain below historical levels due to margin pressure**

We view BOI's Profitability as moderate. We assign a score of b1, three notches above the Macro-Adjusted score that reflects the losses reported in 2020 due to sizeable front loading of loan-loss provisions and limited new lending due to coronavirus-induced economic disruption. As a result, our assigned score reflects a more normalized bottom line and on going recovery in performance. However, the impact of the low interest rate environment on liquid-asset yields and expected higher costs of funding related to MREL issuance<sup>8</sup> will continue to pressure margins and we do not expect BOI's profitability to readily return to its historical level.

Net interest income (NII) the first quarter of 2021 was stable compared to the same period in 2020, reflecting higher corporate lending volumes, higher UK mortgage margins and the increased application of negative interest rates on certain deposits. This was offset by the negative impact of low interest rates on liquid assets' income and structural hedges.

BOI's revenues fell by 8% during 2020, helped by a 30% recovery in new lending during the second half of the year. This helped offset a 21% reduction in non-interest income, including wealth management and insurance revenues, during the same period. BOI's NII fell by just 2% as lower funding costs helped counterbalance a 19% decline in new lending volumes and lower lending rates. The bank expects total income in 2021 to be broadly in line with last year, with growth in non-interest income offsetting continued pressure on NII. In 2020 BOI announced that it would more than halve its branch network in Northern Ireland to 13 by the end of 2021, and invest £7 million in the remaining branches.

For year-end 2020 the bank's reported net interest margin was 2.00%, 14 bps lower compared with year-end 2019. The decline during 2020 reflected an increased proportion of low-interest bearing securities, persistently low interest rates, and the competitive pressure in the UK mortgage market.

BOI reported a loss before tax of €760 million during 2020 (profit in 2019: €645 million) and net income/tangible assets of -0.53% (2019: 0.34%) driven by a €1,133 million coronavirus related impairment charge and also by lower pre-provision income due to reduced new lending and lower interest rates.

BOI is transforming its technology platforms and processes, which will drive efficiencies. Moody's-calculated cost-to-income ratio for the bank was weak at 83.3% in 2020, up from 70.7% a year-earlier period (vs. 64% reported by BOI, which excluded levies and regulatory charges).

### **Strong liquidity profile with relatively low use of wholesale funding and sufficient liquidity asset holdings**

We view BOI's Funding Structure as a relative strength, and we assign an a3 score for this factor, one notch below the Macro-Adjusted score, to reflect the expected trend as the bank issues MREL-eligible debt.

The bank's market funding reliance is relatively low, with a market funds-to-tangible banking assets ratio of 7.6% as of end-December 2020 (9.3% as of year-end 2019). We expect a gradual increase in market funding as the bank intends to issue senior debt at the holding company level towards its interim binding MREL requirements, to be met by 1 January 2022, of 24.95% on RWA basis, versus the bank's MREL ratio of 24.6% based on December 2020 RWA. In March 2021 BOI accessed €10.8 billion funding from European Central Bank's (ECB) TLTRO III which will provide buffers for BOI to withstand liquidity pressures, helping it support government-directed lending to small businesses.

The bank's gross loans-to-customer deposits (LtD) ratio was 89% in end-December 2020, 7.7% improvement since December 2019 driven by loan book contraction and higher retail deposits due to the impact of coronavirus related restrictions and lower consumer spending.

BOI has a sufficient stock of good-quality liquid assets in both Ireland and the UK. As of December 2020, the bank had a liquid banking assets-to-tangible banking assets ratio of 26.5% (23.0% as of December 2019). It also comfortably meets regulatory liquidity

requirements, reporting a net stable funding ratio of 138% and a liquidity coverage ratio of 153% as at the end of 2020. We assign a Liquid Resources score of baa2, one notch below the Macro-Adjusted score, to reflect our expectation that the level of liquid resources will decline because of new lending.

### Environmental, social and governance considerations

In line with our general view for the banking sector, BOI has a low exposure to environmental risks. See our [Environmental heat map](#) for further information.

Overall, we expect banks to face moderate social risks, which in particular applies to BOI. See our [Social risks heat map](#), for further information. As of December 2020, BOI held a €74 million provision related to the [Tracker Mortgage Examination Review](#) (Dec 2019: €75 million). The provision represents the bank's best estimate of the redress and compensation to be paid to impacted customers and the costs related with the examination. The risk of further provisions over the outlook period is reduced but still exists.

Furthermore, we consider the spread of the coronavirus outbreak also as a social risk given the substantial implications for public health and safety and deteriorating global economic outlook, creating a severe and extensive credit shock across many sectors, regions and markets.

Governance is highly relevant for BOI, as it is to all banks in the industry. Corporate governance weaknesses can lead to a deterioration in a bank's credit quality, while governance strengths can benefit its credit profile. Governance risks are largely internal rather than externally driven, and for BOI, we do not have any particular governance concern. The bank's risk governance infrastructure is adequate and has not shown any shortfall in recent years. Nonetheless, corporate governance remains a key credit consideration and requires ongoing monitoring.

### Support and structural considerations

#### Loss Given Failure analysis

BOI is subject to the EU Bank Recovery and Resolution Directive, which we consider an operational resolution regime. We assume residual tangible common equity of 3%, post-failure losses of 8% of consolidated tangible banking assets, a 25% runoff in "junior" wholesale deposits and a 5% runoff in preferred deposits, and assign a 25% probability to deposits being preferred to senior unsecured debt. We also assume that the junior proportion of BOI's deposits is in line with our estimated EU-wide average of 26%. These are in line with our standard assumptions.

Our Advanced LGF analysis indicates that BOI's deposits are likely to face extremely low loss-given-failure because of the loss absorption provided by subordinated debt and, potentially, by senior unsecured debt should deposits be treated preferentially in a resolution, as well as the substantial volume of deposits themselves. This results in a Preliminary Rating (PR) Assessment of a2, three notches above the BCA.

BOI's senior unsecured debt is likely to face extremely low loss-given-failure because of the loss absorption provided by its own volume and the amount of debt subordinated to it. This results in a PR Assessment of a2, three notches above the BCA.

The senior unsecured debt issued by BOI Group is likely to face low loss-given-failure because of the small amount of debt subordinated to it. We assume that the holding company's senior obligations benefit from the subordination of both the holding company's and the bank's subordinated instruments. However, we believe that the holding company's senior unsecured debt is economically junior to the bank's senior unsecured debt, based on our forward-looking view that it will eventually fund debt which is contractually, structurally or statutorily subordinated to the operating company's external senior debt. This results in a baa1 PR Assessment for the senior unsecured debt issued by the holding company to be positioned one notch above BOI's BCA.

BOI's and BOI Group's subordinated instruments are likely to face high loss-given-failure according to our LGF analysis, given the relatively small volume of debt and limited protection from more subordinated instruments and residual equity. The ratings of BOI's and BOI Group's subordinated debt and BOI's junior subordinated debt are Baa3 and Ba1(hyb), respectively.



### Government support considerations

Given its systemic importance for Ireland, we believe that there is a moderate probability of government support for BOI should the bank fail; however, this does not result in any uplift from the PR Assessments for both deposits and senior unsecured ratings since these ratings are already at the same level as Ireland's rating.

We consider the probability of government support for BOI Group's liabilities to be low, providing no rating uplift to the assigned ratings. This is because such support, if needed, would likely only be provided to the operating entity, to enable it to maintain critical functions and mitigate risks to financial stability from its failure.

For other junior securities, we continue to believe that the probability of government support is low, and, as such, the ratings for these instruments do not include any related uplift.

### Counterparty Risk (CR) Assessment and Counterparty Risk Ratings (CRRs)

BOI's CR Assessment is A2(cr)/Prime-1(cr). The CR Assessment is positioned three notches above the BOI's Adjusted BCA of baa2, based on the buffer against default provided to the senior obligations represented by the CR Assessment by subordinated instruments, without taking into account of the volume of the instrument class. The CR Assessment does not benefit from government support additional notch uplift given it is already positioned at the same level as Irish Government's rating.

BOI's CRRs are A2/Prime-1. The counterparty risk rating of A2 reflects the Adjusted BCA of baa2, three notches of uplift reflecting the extremely low loss given failure from the high volume of instruments that are subordinated to CRR liabilities. The CRR does not benefit from government support additional notch uplift given it is already the same as that of Ireland itself. The short-term CRR is P-1.

### Methodology and scorecard

#### About Moody's Bank Scorecard

Our scorecard is designed to capture, express and explain in summary form our Rating Committee's judgement. When read in conjunction with our research, a fulsome presentation of our judgement is expressed. As a result, the output of our scorecard may materially differ from that suggested by raw data alone (though it has been calibrated to avoid the frequent need for strong divergence). The scorecard output and the individual scores are discussed in rating committees and may be adjusted up or down to reflect conditions specific to each rated entity. LGF analysis includes our forward-looking assumptions.



## Rating methodology and scorecard factors

Exhibit 5

### Bank of Ireland Group plc

<b>Macro Factors</b>						
<b>Weighted Macro Profile</b>	<b>Strong</b>	<b>100%</b>				
<b>Factor</b>	<b>Historic Ratio</b>	<b>Initial Score</b>	<b>Expected Trend</b>	<b>Assigned Score</b>	<b>Key driver #1</b>	<b>Key driver #2</b>
Solvency						
Asset Risk						
Problem Loans / Gross Loans	5.7%	baa3	↔	ba1	Quality of assets	Expected trend
Capital						
Tangible Common Equity / Risk Weighted Assets (Basel III - fully loaded)	14.6%	a2	↓	a3	Stress capital resilience	
Profitability						
Net Income / Tangible Assets	-0.1%	caa1	↑↑	b1	Expected trend	
Combined Solvency Score		baa3		baa3		
Liquidity						
Funding Structure						
Market Funds / Tangible Banking Assets	7.6%	a2	↓	a3	Expected trend	
Liquid Resources						
Liquid Banking Assets / Tangible Banking Assets	26.5%	baa1	↓	baa2	Expected trend	
Combined Liquidity Score		a3		baa1		
Financial Profile				baa2		
Qualitative Adjustments				Adjustment		
Business Diversification				0		
Opacity and Complexity				0		
Corporate Behavior				0		
Total Qualitative Adjustments				0		
Sovereign or Affiliate constraint				A2		
BCA Scorecard-indicated Outcome - Range				baa1 - baa3		
Assigned BCA				baa2		
Affiliate Support notching				0		
Adjusted BCA				baa2		
<b>Balance Sheet</b>		<b>in-scope (EUR Million)</b>	<b>% in-scope</b>	<b>at-failure (EUR Million)</b>	<b>% at-failure</b>	
Other liabilities		13,945	12.6%	21,652	19.6%	
Deposits		87,816	79.5%	78,859	71.4%	
Preferred deposits		64,984	58.8%	61,735	55.9%	
Junior deposits		22,832	20.7%	17,124	15.5%	
Senior unsecured bank debt		462	0.4%	462	0.4%	
Dated subordinated bank debt		286	0.3%	286	0.3%	
Junior subordinated bank debt		84	0.1%	84	0.1%	
Senior unsecured holding company debt		2,538	2.3%	3,288	3.0%	
Dated subordinated holding company debt		1,044	0.9%	1,544	1.4%	
Preference shares(holding company)		975	0.9%	975	0.9%	
Equity		3,314	3.0%	3,314	3.0%	
Total Tangible Banking Assets		110,464	100.0%	110,464	100.0%	

Debt Class	De Jure waterfall		De Facto waterfall		Notching		LGF	Assigned	Additional	Preliminary
	Instrument	Sub-ordination	Instrument	Sub-ordination	De Jure	De Facto	Notching Guidance vs. Adjusted BCA	LGF notching	Notching	Rating Assessment
Counterparty Risk Rating	24.5%	24.5%	24.5%	24.5%	3	3	3	3	0	a2
Counterparty Risk Assessment	24.5%	24.5%	24.5%	24.5%	3	3	3	3	0	a2 (cr)
Deposits	24.5%	8.6%	24.5%	9.0%	3	3	3	3	0	a2
Senior unsecured bank debt	24.5%	8.6%	9.0%	8.6%	3	1	2	3	0	a2
Senior unsecured holding company debt	8.6%	5.6%	8.6%	5.6%	0	0	0	1	0	baa1
Dated subordinated bank debt	5.6%	4.0%	5.6%	4.0%	-1	-1	-1	-1	0	baa3
Dated subordinated holding company debt	5.6%	4.0%	5.6%	4.0%	-1	-1	-1	-1	0	baa3
Junior subordinated bank debt	4.0%	3.9%	4.0%	3.9%	-1	-1	-1	-1	-1	ba1
Non-cumulative bank preference shares	3.9%	3.0%	3.9%	3.0%	-1	-1	-1	-1	-2	ba2
Holding company non-cumulative preference shares	3.9%	3.0%	3.9%	3.0%	-1	-1	-1	-1	-2	ba2

Instrument Class	Loss Given Failure notching	Additional notching	Preliminary Rating Assessment	Government Support notching	Local Currency Rating	Foreign Currency Rating
Counterparty Risk Rating	3	0	a2	0	A2	A2
Counterparty Risk Assessment	3	0	a2 (cr)	0	A2(cr)	
Deposits	3	0	a2	0	A2	A2
Senior unsecured bank debt	3	0	a2	0	A2	A2
Senior unsecured holding company debt	1	0	baa1	0	Baa1	Baa1
Dated subordinated bank debt	-1	0	baa3	0	(P)Baa3	
Dated subordinated holding company debt	-1	0	baa3	0	Baa3	Baa3
Junior subordinated bank debt	-1	-1	ba1	0		Ba1 (hyb)
Non-cumulative bank preference shares	-1	-2	ba2	0	Ba2 (hyb)	Ba2 (hyb)
Holding company non-cumulative preference shares	-1	-2	ba2	0	Ba2 (hyb)	

[1] Where dashes are shown for a particular factor (or sub-factor), the score is based on non-public information.

Source: Moody's Investors Service

## Ratings

Exhibit 6

Category	Moody's Rating
<b>BANK OF IRELAND GROUP PLC</b>	
Outlook	Stable
Issuer Rating	Baa1
Senior Unsecured	Baa1
Subordinate	Baa3
Pref. Stock Non-cumulative -Dom Curr	Ba2 (hyb)
<b>BANK OF IRELAND (UK) PLC</b>	
Outlook	Stable
Counterparty Risk Rating	A3/P-2
Bank Deposits	Baa1/P-2
Baseline Credit Assessment	baa2
Adjusted Baseline Credit Assessment	baa2
Counterparty Risk Assessment	A2(cr)/P-1(cr)
<b>BANK OF IRELAND</b>	
Outlook	Stable
Counterparty Risk Rating	A2/P-1
Bank Deposits	A2/P-1
Baseline Credit Assessment	baa2
Adjusted Baseline Credit Assessment	baa2
Counterparty Risk Assessment	A2(cr)/P-1(cr)
Issuer Rating	A2
Senior Unsecured	A2
Subordinate MTN -Dom Curr	(P)Baa3
Jr Subordinate	Ba1 (hyb)
Pref. Stock Non-cumulative	Ba2 (hyb)
Commercial Paper	P-1
Other Short Term	(P)P-1

Source: Moody's Investors Service

## Endnotes

- [1](#) The bank ratings shown in this report are the bank's deposit rating and Baseline Credit Assessment.
- [2](#) Loan-to-value ratios above 100%.
- [3](#) The principal of the security will be written-down if BOI's Common Equity Tier 1 (CET1) ratio falls below 7%
- [4](#) The principal write-down feature triggered if the group's or the bank's Core Equity Tier 1 (CET1) capital ratio falls below 5.125%, at or close to the point of non-viability.
- [5](#) ECB announcement on 12 March allows banks to meet 56.25% of P2R in CET1 capital and 75% in Tier 1 capital, as a minimum.
- [6](#) Excluding Pillar 2 guidance, CET1 requirements consist of a Pillar 1 requirement of 4.5%, a Pillar 2 requirement 2.25% where 1.27% is composed of CET1, a capital conservation buffer of 2.50%, and an Other Systemically Important Institution (O-SII) buffer of 1.5% from July 2021. Countercyclical capital buffer (CCyB) is reduced to 0% from 0.3% in UK and 0.6% in Republic of Ireland
- [7](#) The ECB recommended dividends and share buy-backs to remain below 15% of cumulated 2019-20 profits or not higher than 20 basis points of CET1 ratio, whichever is lower.
- [8](#) Minimum requirement for own funds and eligible liabilities

© 2021 Moody's Corporation, Moody's Investors Service, Inc., Moody's Analytics, Inc. and/or their licensors and affiliates (collectively, "MOODY'S"). All rights reserved.

CREDIT RATINGS ISSUED BY MOODY'S CREDIT RATINGS AFFILIATES ARE THEIR CURRENT OPINIONS OF THE RELATIVE FUTURE CREDIT RISK OF ENTITIES, CREDIT COMMITMENTS, OR DEBT OR DEBT-LIKE SECURITIES, AND MATERIALS, PRODUCTS, SERVICES AND INFORMATION PUBLISHED BY MOODY'S (COLLECTIVELY, "PUBLICATIONS") MAY INCLUDE SUCH CURRENT OPINIONS. MOODY'S DEFINES CREDIT RISK AS THE RISK THAT AN ENTITY MAY NOT MEET ITS CONTRACTUAL FINANCIAL OBLIGATIONS AS THEY COME DUE AND ANY ESTIMATED FINANCIAL LOSS IN THE EVENT OF DEFAULT OR IMPAIRMENT. SEE APPLICABLE MOODY'S RATING SYMBOLS AND DEFINITIONS PUBLICATION FOR INFORMATION ON THE TYPES OF CONTRACTUAL FINANCIAL OBLIGATIONS ADDRESSED BY MOODY'S CREDIT RATINGS. CREDIT RATINGS DO NOT ADDRESS ANY OTHER RISK, INCLUDING BUT NOT LIMITED TO: LIQUIDITY RISK, MARKET VALUE RISK, OR PRICE VOLATILITY. CREDIT RATINGS, NON-CREDIT ASSESSMENTS ("ASSESSMENTS"), AND OTHER OPINIONS INCLUDED IN MOODY'S PUBLICATIONS ARE NOT STATEMENTS OF CURRENT OR HISTORICAL FACT. MOODY'S PUBLICATIONS MAY ALSO INCLUDE QUANTITATIVE MODEL-BASED ESTIMATES OF CREDIT RISK AND RELATED OPINIONS OR COMMENTARY PUBLISHED BY MOODY'S ANALYTICS, INC. AND/OR ITS AFFILIATES. MOODY'S CREDIT RATINGS, ASSESSMENTS, OTHER OPINIONS AND PUBLICATIONS DO NOT CONSTITUTE OR PROVIDE INVESTMENT OR FINANCIAL ADVICE, AND MOODY'S CREDIT RATINGS, ASSESSMENTS, OTHER OPINIONS AND PUBLICATIONS ARE NOT AND DO NOT PROVIDE RECOMMENDATIONS TO PURCHASE, SELL, OR HOLD PARTICULAR SECURITIES. MOODY'S CREDIT RATINGS, ASSESSMENTS, OTHER OPINIONS AND PUBLICATIONS DO NOT COMMENT ON THE SUITABILITY OF AN INVESTMENT FOR ANY PARTICULAR INVESTOR. MOODY'S ISSUES ITS CREDIT RATINGS, ASSESSMENTS AND OTHER OPINIONS AND PUBLISHES ITS PUBLICATIONS WITH THE EXPECTATION AND UNDERSTANDING THAT EACH INVESTOR WILL, WITH DUE CARE, MAKE ITS OWN STUDY AND EVALUATION OF EACH SECURITY THAT IS UNDER CONSIDERATION FOR PURCHASE, HOLDING, OR SALE.

MOODY'S CREDIT RATINGS, ASSESSMENTS, OTHER OPINIONS, AND PUBLICATIONS ARE NOT INTENDED FOR USE BY RETAIL INVESTORS AND IT WOULD BE RECKLESS AND INAPPROPRIATE FOR RETAIL INVESTORS TO USE MOODY'S CREDIT RATINGS, ASSESSMENTS, OTHER OPINIONS OR PUBLICATIONS WHEN MAKING AN INVESTMENT DECISION. IF IN DOUBT YOU SHOULD CONTACT YOUR FINANCIAL OR OTHER PROFESSIONAL ADVISER.

ALL INFORMATION CONTAINED HEREIN IS PROTECTED BY LAW, INCLUDING BUT NOT LIMITED TO, COPYRIGHT LAW, AND NONE OF SUCH INFORMATION MAY BE COPIED OR OTHERWISE REPRODUCED, REPACKAGED, FURTHER TRANSMITTED, TRANSFERRED, DISSEMINATED, REDISTRIBUTED OR RESOLD, OR STORED FOR SUBSEQUENT USE FOR ANY SUCH PURPOSE, IN WHOLE OR IN PART, IN ANY FORM OR MANNER OR BY ANY MEANS WHATSOEVER, BY ANY PERSON WITHOUT MOODY'S PRIOR WRITTEN CONSENT.

MOODY'S CREDIT RATINGS, ASSESSMENTS, OTHER OPINIONS AND PUBLICATIONS ARE NOT INTENDED FOR USE BY ANY PERSON AS A BENCHMARK AS THAT TERM IS DEFINED FOR REGULATORY PURPOSES AND MUST NOT BE USED IN ANY WAY THAT COULD RESULT IN THEM BEING CONSIDERED A BENCHMARK.

All information contained herein is obtained by MOODY'S from sources believed by it to be accurate and reliable. Because of the possibility of human or mechanical error as well as other factors, however, all information contained herein is provided "AS IS" without warranty of any kind. MOODY'S adopts all necessary measures so that the information it uses in assigning a credit rating is of sufficient quality and from sources MOODY'S considers to be reliable including, when appropriate, independent third-party sources. However, MOODY'S is not an auditor and cannot in every instance independently verify or validate information received in the rating process or in preparing its Publications.

To the extent permitted by law, MOODY'S and its directors, officers, employees, agents, representatives, licensors and suppliers disclaim liability to any person or entity for any indirect, special, consequential, or incidental losses or damages whatsoever arising from or in connection with the information contained herein or the use of or inability to use any such information, even if MOODY'S or any of its directors, officers, employees, agents, representatives, licensors or suppliers is advised in advance of the possibility of such losses or damages, including but not limited to: (a) any loss of present or prospective profits or (b) any loss or damage arising where the relevant financial instrument is not the subject of a particular credit rating assigned by MOODY'S.

To the extent permitted by law, MOODY'S and its directors, officers, employees, agents, representatives, licensors and suppliers disclaim liability for any direct or compensatory losses or damages caused to any person or entity, including but not limited to by any negligence (but excluding fraud, willful misconduct or any other type of liability that, for the avoidance of doubt, by law cannot be excluded) on the part of, or any contingency within or beyond the control of, MOODY'S or any of its directors, officers, employees, agents, representatives, licensors or suppliers, arising from or in connection with the information contained herein or the use of or inability to use any such information.

NO WARRANTY, EXPRESS OR IMPLIED, AS TO THE ACCURACY, TIMELINESS, COMPLETENESS, MERCHANTABILITY OR FITNESS FOR ANY PARTICULAR PURPOSE OF ANY CREDIT RATING, ASSESSMENT, OTHER OPINION OR INFORMATION IS GIVEN OR MADE BY MOODY'S IN ANY FORM OR MANNER WHATSOEVER.

Moody's Investors Service, Inc., a wholly-owned credit rating agency subsidiary of Moody's Corporation ("MCO"), hereby discloses that most issuers of debt securities (including corporate and municipal bonds, debentures, notes and commercial paper) and preferred stock rated by Moody's Investors Service, Inc. have, prior to assignment of any credit rating, agreed to pay to Moody's Investors Service, Inc. for credit ratings opinions and services rendered by it fees ranging from \$1,000 to approximately \$5,000,000. MCO and Moody's Investors Service also maintain policies and procedures to address the independence of Moody's Investors Service credit ratings and credit rating processes. Information regarding certain affiliations that may exist between directors of MCO and rated entities, and between entities who hold credit ratings from Moody's Investors Service and have also publicly reported to the SEC an ownership interest in MCO of more than 5%, is posted annually at [www.moody.com](http://www.moody.com) under the heading "Investor Relations — Corporate Governance — Director and Shareholder Affiliation Policy."

Additional terms for Australia only: Any publication into Australia of this document is pursuant to the Australian Financial Services License of MOODY'S affiliate, Moody's Investors Service Pty Limited ABN 61 003 399 657 AFSL 336969 and/or Moody's Analytics Australia Pty Ltd ABN 94 105 136 972 AFSL 383569 (as applicable). This document is intended to be provided only to "wholesale clients" within the meaning of section 761G of the Corporations Act 2001. By continuing to access this document from within Australia, you represent to MOODY'S that you are, or are accessing the document as a representative of, a "wholesale client" and that neither you nor the entity you represent will directly or indirectly disseminate this document or its contents to "retail clients" within the meaning of section 761G of the Corporations Act 2001. MOODY'S credit rating is an opinion as to the creditworthiness of a debt obligation of the issuer, not on the equity securities of the issuer or any form of security that is available to retail investors.

Additional terms for Japan only: Moody's Japan K.K. ("MJKK") is a wholly-owned credit rating agency subsidiary of Moody's Group Japan G.K., which is wholly-owned by Moody's Overseas Holdings Inc., a wholly-owned subsidiary of MCO. Moody's SF Japan K.K. ("MSFJ") is a wholly-owned credit rating agency subsidiary of MJKK. MSFJ is not a Nationally Recognized Statistical Rating Organization ("NRSRO"). Therefore, credit ratings assigned by MSFJ are Non-NRSRO Credit Ratings. Non-NRSRO Credit Ratings are assigned by an entity that is not a NRSRO and, consequently, the rated obligation will not qualify for certain types of treatment under U.S. laws. MJKK and MSFJ are credit rating agencies registered with the Japan Financial Services Agency and their registration numbers are FSA Commissioner (Ratings) No. 2 and 3 respectively.

MJKK or MSFJ (as applicable) hereby disclose that most issuers of debt securities (including corporate and municipal bonds, debentures, notes and commercial paper) and preferred stock rated by MJKK or MSFJ (as applicable) have, prior to assignment of any credit rating, agreed to pay to MJKK or MSFJ (as applicable) for credit ratings opinions and services rendered by it fees ranging from JPY125,000 to approximately JPY550,000,000.

MJKK and MSFJ also maintain policies and procedures to address Japanese regulatory requirements.

REPORT NUMBER

1294025