

MOODY'S

INVESTORS SERVICE

CREDIT OPINION

19 July 2019

Update

 Rate this Research

RATINGS

Bank of Ireland

Domicile	Dublin, Ireland
Long Term CRR	A2
Type	LT Counterparty Risk Rating - Fgn Curr
Outlook	Not Assigned
Long Term Debt	A2
Type	Senior Unsecured - Fgn Curr
Outlook	Stable
Long Term Deposit	A2
Type	LT Bank Deposits - Fgn Curr
Outlook	Stable

Please see the [ratings section](#) at the end of this report for more information. The ratings and outlook shown reflect information as of the publication date.

Contacts

Arif Bekiroglu +44.20.7772.1713
VP-Senior Analyst
arif.bekiroglu@moodys.com

Romy Van Rooij +44.20.7772.1638
Associate Analyst
romy.vanrooij@moodys.com

Laurie Mayers +44.20.7772.5582
Associate Managing Director
laurie.mayers@moodys.com

Nick Hill +33.1.5330.1029
MD-Banking
nick.hill@moodys.com

Bank of Ireland

Update following upgrade of issuer and senior unsecured debt ratings to A2, outlook changed to stable

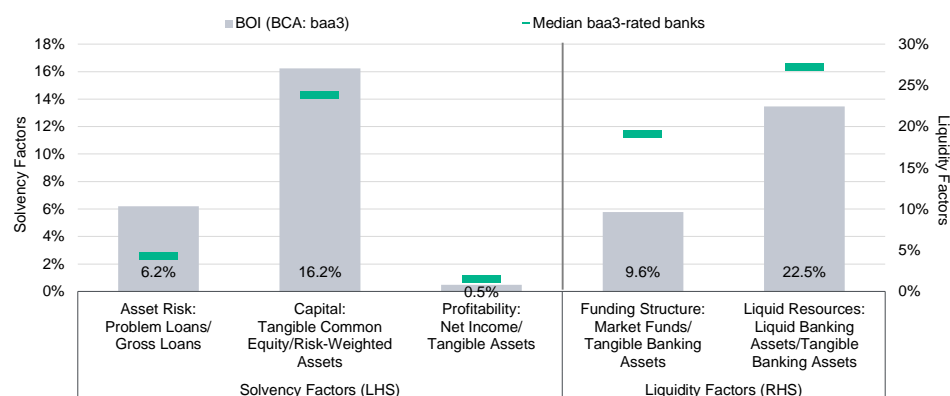
Summary

We rate the long-term bank deposits and long-term senior unsecured debt of [Bank of Ireland](#) (BOI) at A2. The ratings are driven by (1) the bank's Baseline Credit Assessment (BCA) of baa3; (2) the results of our Advanced Loss Given Failure (LGF) analysis, [leading to an uplift of three notches](#); and (3) our expectation of a moderate level of government support, which translates into one notch of further uplift for both the deposit and senior unsecured ratings. BOI's Counterparty Risk (CR) Assessments are A2(cr)/Prime-1(cr). The bank's short-term deposit and debt ratings are Prime-1. We rate [Bank of Ireland Group plc's](#) (BOIG) (the holding company of BOI) long-term senior unsecured debt Baa3 with a positive outlook.

BOI's BCA of baa3 reflects its (1) improving asset quality, with the problem loan (PL) ratio standing at 5.9% as of 31 December 2018, which the bank plans to reduce to below 5% by year-end 2019; (2) sound capital ratios, with the group's regulatory fully loaded Common Equity Tier 1 (CET1) capital ratio of 13.4% as of 31 December 2018 comfortably above the regulatory CET1 2019 requirement of 10.65%; (3) stable profitability and net interest margin (NIM); and (4) strong funding profile. The BCA remains constrained by the bank's remaining sizeable stock of nonperforming loans (NPLs) in addition to a significant stock of forbore loans.

Exhibit 1

Rating Scorecard - Key financial ratios



Source: Moody's Banking Financial Metrics

Credit strengths

- » Leading domestic franchise in Ireland and established position in the UK through partnerships with the UK Post Office and Automobile Association (AA) plc.
- » Sound capitalisation, supported by sustained earnings generation and conservative capital management
- » Ample customer deposits and sufficient liquidity buffers

Credit challenges

- » Sizeable stock of PLs, although declining, aided by a favourable operating environment in Ireland
- » Macroeconomic uncertainties in the UK and Ireland related to the UK's exit from the EU
- » Moderate profitability with NIM pressure, given the increasing pricing competition, the low interest rate environment and expected increase in funding costs

Outlook

The outlook on BOI's long-term deposit rating, long-term senior unsecured debt and issuer rating is stable as the ratings currently include one notch of government support and are in line with the rating of the [Government of Ireland](#) (A2 stable). Should the BCA be upgraded, the long-term senior unsecured, issuer and deposit ratings would likely be affirmed because this potential government support would no longer benefit these creditors.

An upgrade of the BCA would however result in a higher rating on BOIG's senior unsecured debt, which therefore bears a positive outlook.

Factors that could lead to an upgrade

- » Currently there is no upward pressure on the BOI's long-term senior unsecured, issuer and deposit ratings since an upgrade of the BCA would be offset by the loss of the one notch government support presently incorporated in the assigned ratings. BOIG's long-term ratings could be upgraded as a result of an upgrade of BOI's BCA.
- » The bank's BCA could be upgraded following (1) further significant reductions in PLs or improvements in provision coverage; and (2) maintenance of good capitalisation and risk absorption capacity, while maintaining (3) stable profitability, funding and liquidity metrics.
- » BOI's and BOI Group's long-term subordinated debt and BOI's preferred stock could be upgraded following an upgrade of BOI's BCA.

Factors that could lead to a downgrade

- » BOI's and BOI Group's ratings could be downgraded as a result of (1) a downgrade of its standalone BCA, or (2) the redemption of maturing subordinated instruments without their replacement.
- » BOI's BCA could be downgraded because of (1) a significant deterioration in the bank's asset quality, (2) a significant and sustained drop in the bank's capitalisation, (3) a deterioration in its core profitability metrics, or (4) a significant reduction in its liquid assets.
- » BOI's and BOI Group's long-term subordinated debt and BOI's preferred stock could be downgraded following a downgrade of BOI's BCA.

This publication does not announce a credit rating action. For any credit ratings referenced in this publication, please see the ratings tab on the issuer/entity page on www.moody's.com for the most updated credit rating action information and rating history.

Key indicators

Exhibit 2

Bank of Ireland (Consolidated Financials) [1]

	12-18 ²	12-17 ²	12-16 ²	12-15 ²	12-14 ²	CAGR/Avg ³
Total Assets (EUR Million)	121,784.0	120,111.0	119,032.0	127,089.0	125,540.0	(0.8) ⁴
Total Assets (USD Million)	139,216.7	144,229.0	125,549.3	138,056.2	151,910.1	(2.2) ⁴
Tangible Common Equity (EUR Million)	7,913.7	7,202.2	6,935.1	7,451.1	6,237.3	6.1 ⁴
Tangible Common Equity (USD Million)	9,046.4	8,648.4	7,314.9	8,094.1	7,547.4	4.6 ⁴
Problem Loans / Gross Loans (%)	5.9	5.2	7.6	11.0	15.0	8.9 ⁵
Tangible Common Equity / Risk Weighted Assets (%)	16.2	15.7	13.5	13.2	11.1	13.9 ⁶
Problem Loans / (Tangible Common Equity + Loan Loss Reserve) (%)	47.4	42.3	57.6	74.9	98.1	64.0 ⁵
Net Interest Margin (%)	1.8	1.8	1.8	1.8	1.7	1.8 ⁵
PPI / Average RWA (%)	1.6	1.7	1.9	2.4	2.2	1.9 ⁶
Net Income / Tangible Assets (%)	0.5	0.5	0.9	0.6	1.1	0.7 ⁵
Cost / Income Ratio (%)	73.6	73.5	67.2	58.3	57.2	65.9 ⁵
Market Funds / Tangible Banking Assets (%)	9.6	11.1	10.5	10.0	15.4	11.3 ⁵
Liquid Banking Assets / Tangible Banking Assets (%)	22.5	22.6	19.9	19.6	20.1	20.9 ⁵
Gross Loans / Due to Customers (%)	99.7	105.3	109.6	113.0	119.6	109.5 ⁵

[1] All figures and ratios are adjusted using Moody's standard adjustments. [2] Basel III - fully-loaded or transitional phase-in; IFRS. [3] May include rounding differences due to scale of reported amounts. [4] Compound Annual Growth Rate (%) based on time period presented for the latest accounting regime. [5] Simple average of periods presented for the latest accounting regime. [6] Simple average of Basel III periods presented.

Source: Moody's Investors Service; Company Filings

Profile

The [Bank of Ireland Group Plc](#) (BOI Group, Baa3 positive), the holding company, operates mainly in Ireland through BOI but also has operations in the UK via [Bank of Ireland \(UK\) plc](#) (BOI UK, Baa2 stable, baa2) and internationally. It distributes its products and services through around 267 branches in Ireland and c. 11,500 branches of the Post Office in the UK (as a result of its partnership arrangement), as well as branches in France, Germany and the US.

BOI was established in 1783, and between 1922 and 1971 was the official bank of the Irish government. Effective 7 July 2017, BOI Group became the group's holding company and the new parent entity of BOI following stockholders' and regulatory approvals. BOI Group's ordinary shares are listed on the Irish Stock Exchange (ticker: BIRG) and the London Stock Exchange (ticker: BIRG). As of 22 February 2019, BOI Group's largest shareholder was the Irish government, through the Ireland Strategic Investment Fund, which owned 13.95% of the bank's total share capital.

BOI is an Irish retail and commercial bank. Its products and services include deposit-taking, current accounts, personal loans, business and corporate lending, leasing, international asset finance, financial advice, mortgages, foreign exchange, life assurance, pensions and credit cards. As of 31 December 2018, BOI accounted for 37% of the domestic market assets held by Irish credit institutions, based on its total consolidated assets of €123.7 billion.

For further information on the bank's profile, see [Key Facts and Statistics - FYE December 2018](#).

Detailed credit considerations

The financial data in the following sections are sourced from BOI's consolidated financial statements unless otherwise stated.

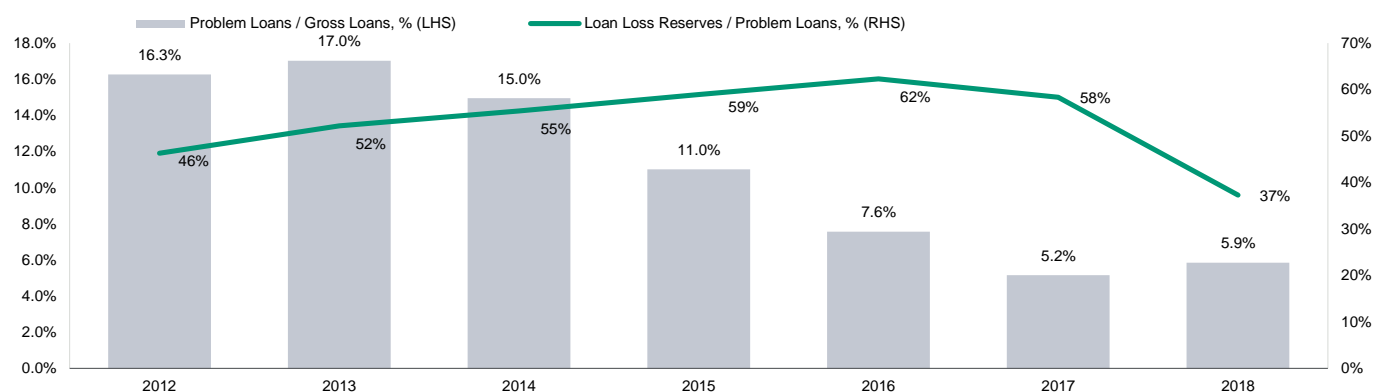
Improving asset quality, but the stock of impaired and forborne loans remains sizeable

We view BOI's Asset Risk as moderate and assign a score of ba2, one notch below the Macro-Adjusted score. The assigned score reflects the overall sizeable level of impaired and forborne loans and loans in negative equity, exposing the bank to material downside risk in case of adverse macroeconomic developments.

BOI is gradually reducing its level of PLs. However, there was a slight increase to €4.5 billion as of December 2018 from €4.0 billion as of December 2017 (2016: €6.2 billion). This was because of the implementation of IFRS9 on 1 January 2018; the level of PLs increased because of the reclassification of material exposures to level 3 assets, but on a like-for-like basis, the level of PLs continued to improve in 2018.

The bank's PL ratio was thus 5.9% as of end-2018, compared with 5.2% at end-2017 (2016: 7.6%). We expect further improvements in 2019, such as the [announcement in April 2019 regarding a securitisation agreement involving €377 million of legacy nonperforming buy-to-let mortgages](#), which should reduce PL% to 5.4%, closer to BOI's plan to bring it below 5% by year-end 2019. Furthermore, the favourable operating environment in Ireland, leading to improvements in the labour market, and the bank's significant effort to provide sustainable restructuring solutions to troubled borrowers should support further improvements in asset risk. On 24th of June, BOI completed the acquisition of €260 million performing commercial loans from KBC Bank Ireland and will service these loans, where the contractual terms remains the same. The acquired portfolio equates to 33 basis points of BOI's gross loans and 2.5% of BOI's corporate portfolio.

Exhibit 3

Problem loans continue to decrease and are adequately provisioned

Note: Pre-2018 data is under IAS39 while 2019 data is under IFRS9

Source: Moody's Banking Financial Metrics

Following improvements in property prices in Ireland, the bank is better positioned to negotiate the restructuring of the existing PLs, assuming that positive momentum in the housing market is maintained. As a result, the proportion of the bank's portfolio in negative equity continues to decline, with the proportion of residential mortgages in Ireland with loan-to-value ratios above 100% falling to 5% as of December 2018 (down from 7% as of December 2017 and 16% as of December 2016), the lowest among its domestic peers. The bank reported €2.8 billion of loans in some form of forbearance, but outside of Stage 3 assets, in December 2018, or 3.6% of gross loans.

Compared with its domestic peers, the bank has historically reported lower levels of PLs, reflecting its geographic diversification because of its lending activities in the UK as well as its conservative underwriting standards. However, we believe that the bank still faces asset-quality challenges in its domestic loan book: 30% of BOI's Irish buy-to-let loans (a loan book of €3.4 billion) were classified as nonperforming as of 31 December 2018 (33% as of December 2017). The corporate book recorded a nonperforming exposure ratio of 2.6% (2017: 3.0%), while the nonperforming ratio for the Irish small and medium-sized enterprise portfolio was 11.2% (2017: 15.4%). The property and construction portfolio is still a weak spot, with 11.0% nonperforming exposures as of December 2018 (2017: 19.1%). Although, the exposure to this segment was marginally reduced to €8.3 billion as of 31 December 2018 from €8.8 billion as of year-end 2017 and the improvement in the PL ratio was driven by decline in impaired loans.

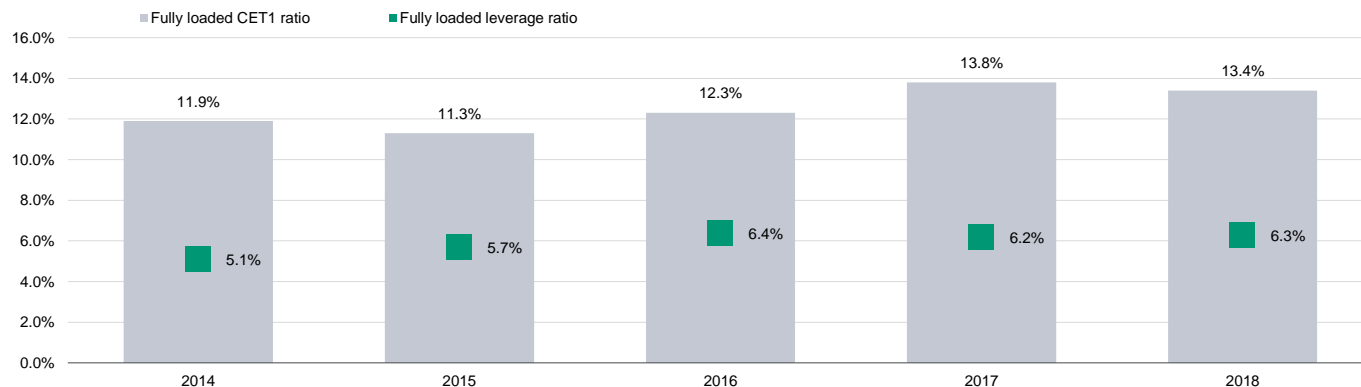
Capitalisation expected to remain strong, supported by sustained earnings generation

We view BOI's capitalisation level as strong and assign a baa1 score, four notches below the Macro-Adjusted score corresponding to its tangible common equity-to-risk-weighted assets (RWA) ratio of 16.2% reported as of 31 December 2018. Our adjustment reflects our expectation of the maintenance of a solid capital level but also takes into account the downside risks arising from a still relatively high proportion of unprovisioned PLs and NPEs in negative equity as a percentage of the bank's capital.

BOI reported a fully loaded CET1 ratio of 13.4% as of December 2018, (2017: 13.8%), driven primarily by steady organic capital generation, marginally offset by an increase in RWA, and the impact of regulatory capital demands as a consequence of TRIM¹ on Irish

mortgages. The group's regulatory CET1 ratio of 15.0% as of 31 December 2018 comfortably exceeded its 2019 CET1 requirement of 10.65%². The bank's fully loaded leverage ratio was strong at 6.3% as of December 2018 (6.2% as of December 2017).

Exhibit 4

Regulatory capital ratios remain strong

Source: BOI financial reports

In 2019, BOI paid out a modest dividend payments of €173 million in respect of the 2018 earnings (in 2018 BOI recommenced a dividend payment of €124m in respect of the financial year 2017). We believe the bank's demonstrated ability to generate capital organically and conservative capital management will largely mitigate any potential future volatility because of movements in the pension deficit, sterling exchange rate changes (although the impact is limited because of the hedging in place) and a potential increase in impairment charges. We therefore expect BOI to continue to maintain adequate capital levels in excess of regulatory requirements and view its capitalisation as a relative strength for the BCA.

Moderate profitability with NIM pressure, given increasing pricing competition, the low interest rate environment and expected increase in funding costs

We view BOI's profitability as moderate and assign a score of ba1, in line with the Macro-Adjusted score. The assigned score also reflects our view that profitability will remain largely stable, supported by growing lending volumes, improving efficiency, the bank's focus on higher-yielding segments, which are offset by heightened competition, investments in digital transformation, the ongoing impact of the low interest rate environment on liquid asset yields and expected higher costs of funding related to MREL issuance³ and the normalisation of impairment charges. The macroeconomic uncertainties related to the UK's exit from the EU could elevate profitability pressure further.

BOI reported profit before tax of €835 million in 2018 (2017: €852 million) and net income over tangible assets of 0.55% (2017: 0.57% and 2016: 0.65%). The bank's Moody's-calculated NIM was 1.8% in 2018, largely in line with the levels recorded in the last two years. The rising competition in the mortgage market and the cost of securities issued in advance of TRIM⁴ exert pressure on the margin; however, the bank is seeking to offset this pressure with the strategic repositioning of the UK cards portfolio, high margin new lending that replaces legacy low-yielding tracker mortgages and the disposal of nonperforming assets.

BOI's bottom line benefited from €42 million of net impairment gains in 2018, compared with €15 million of loan losses a year earlier (2016: €176 million losses), which reflects successful resolution strategies and the positive economic environment in Ireland. Although there may be further impairment gains in the short term, we expect provision releases to gradually diminish and the bank's impairment charges to stabilise at a somewhat higher level than the current one. Furthermore, BOI's profitability was reduced in 2017 by the announced additional provisions related to the [Tracker Mortgage Examination Review](#), incurring a charge of €170 million. The additional provisioning seeks to settle this conduct issue for BOI, and there was no incremental charge in 2018. A risk of further provisions over the outlook period is reduced but still exists.

BOI is transforming its technology, which will drive efficiencies. BOI's Moody's-calculated cost-to-income ratio was weak at 74% in 2018, largely in line with that in 2017 (vs 66% reported by BOI that excluded levies and regulatory charges). The 4% decline in revenue

was offset by a similar trend in operating costs. According to the current strategic plan, the bank plans to significantly improve its efficiency by 2021 mostly through personnel cost reductions, in line with the announced digital transformation plan.

Relatively low use of wholesale funding and sufficient liquidity

We view BOI's funding structure as a relative strength, and we assign an a3 score to this factor, one notch below the Macro-Adjusted score to reflect expected trend as the bank issues MREL-eligible debt.

The bank's market funding reliance is relatively low, with a market funds-to-tangible banking assets ratio of 9.6% as of year-end 2018 (11.12% as of year-end 2017). The use of wholesale funding decreased to €11.4 billion as of 31 December 2018 from €12.7 billion as of year-end 2017, but we expect an increase in market funding in the near future because the bank is likely to continue to issue debt at the holding company level to meet its MREL requirements of 12.9% of total liabilities and own funds, or 26.4% of the bank's RWA. The bank's gross loans-to-customer deposits ratio was 100% in December 2018, an improvement from the 105% in 2017.

BOI has a sufficient stock of good-quality liquid assets in both Ireland and the UK. As of December 2018, the bank had a liquid banking assets-to-tangible banking assets ratio of 22.5% (22.6% as of December 2017). BOI also comfortably meets regulatory liquidity requirements, reporting a net stable funding ratio of 130% and a liquidity coverage ratio of 136% as of December 2018. We assign a Liquid Resources score of baa3, one notch below the Macro-Adjusted score to reflect our expectation that the level of liquid resources will decline in support of new lending.

Support and structural considerations

Loss Given Failure

BOI is subject to the EU Bank Recovery and Resolution Directive, which we consider to be an operational resolution regime. We assume residual tangible common equity of 3%, post-failure losses of 8% of tangible banking assets, a 25% runoff in "junior" wholesale deposits and a 5% runoff in preferred deposits, and assign a 25% probability to deposits being preferred to senior unsecured debt. We also assume that the junior proportion of BOI's deposits is in line with our estimated EU-wide average of 26%. These are in line with our standard assumptions.

Our Advanced LGF analysis indicates that BOI's deposits are likely to face extremely low loss given failure because of the loss absorption provided by subordinated debt and, potentially, by senior unsecured debt should deposits be treated preferentially in a resolution, as well as the substantial volume of deposits themselves. This results in a Preliminary Rating Assessment of A3, three notches above the BCA.

BOI's senior unsecured debt is likely to face extremely low loss-given-failure because of the loss absorption provided by its own volume and the amount of debt subordinated to it. This results in a PR Assessment of A3, three notches above the BCA.

The senior unsecured debt issued by BOI Group is likely to face high loss-given-failure because of the small amount of debt subordinated to it. We assume that the holding company's senior obligations benefit from the subordination of both the holding company's and bank's subordinated instruments. However, we believe that the holding company's senior unsecured debt is economically junior to the bank's senior unsecured debt, based on our forward-looking view that it, although legally pari passu to the bank's debt, will eventually fund debt which is contractually, structurally or statutorily subordinated to the operating company's external senior debt. This results in a baa3 PRA for the senior unsecured debt issued by the holding company to be positioned at the same level as BOI's BCA.

BOI's and BOI Group's subordinated instruments are likely to face high loss-given-failure according to our LGF analysis, given the relatively small volume of debt and limited protection from more subordinated instruments and residual equity. The rating of BOI's and BOI Group's subordinated debt and BOI's junior subordinated debt is Ba1 and Ba2(hyb), respectively.

Government support

We believe that there is a moderate probability of government support for BOI should the bank fail, which leads to one notch of uplift from the Preliminary Rating Assessments for both deposits and senior unsecured ratings. We consider the probability of government support for the BOI Group's liabilities to be low, providing no rating uplift to the assigned ratings. This is because such support, if needed, would likely only be provided to the operating entity, in order to enable them to maintain critical functions and mitigate risks to financial stability from its failure.

For other junior securities, we continue to believe that the probability of government support is low, and, as such, the ratings for these instruments do not include any related uplift.

Counterparty Risk (CR) Assessment

CR Assessments are opinions of how counterparty obligations are likely to be treated if a bank fails and are distinct from debt and deposit ratings in that they (1) consider only the risk of default rather than both the likelihood of default and the expected financial loss suffered in the event of default, and (2) apply to counterparty obligations and contractual commitments rather than debt or deposit instruments. The CR Assessment is an opinion of the counterparty risk related to a bank's covered bonds, contractual performance obligations (servicing), derivatives (for example, swaps), letters of credit, guarantees and liquidity facilities.

BOI's CR Assessment is positioned at A2(cr)/Prime-1(cr)

The CR Assessment, prior to government support, is positioned three notches above the BOI's BCA of baa3, based on the buffer against default provided to the senior obligations represented by the CR Assessment by subordinated instruments. The main difference with our Advanced LGF approach used to determine instrument ratings is that the CR Assessment captures the probability of default on certain senior obligations, rather than expected loss, therefore we focus purely on subordination and take no account of the volume of the instrument class.

The CR Assessment also benefits from one notch of government support, in line with our support assumptions on deposits and senior unsecured debt. This reflects our view that any support provided by governmental authorities to a bank which benefits senior unsecured debt or deposits is very likely to benefit operating activities and obligations reflected by the CR Assessment as well, consistent with our belief that governments are likely to maintain such operations as a going concern to reduce contagion and preserve a bank's critical functions.

Counterparty Risk Ratings (CRRs)

CRRs are opinions of the ability of entities to honour the uncollateralised portion of non-debt counterparty financial liabilities (CRR liabilities) and also reflect the expected financial losses in the event such liabilities are not honoured. CRRs are distinct from ratings assigned to senior unsecured debt instruments and from issuer ratings because they reflect that, in a resolution, CRR liabilities might benefit from preferential treatment compared with senior unsecured debt. Examples of CRR liabilities include the uncollateralised portion of payables arising from derivatives transactions and the uncollateralised portion of liabilities under sale and repurchase agreements. CRRs are not applicable to funding commitments or other obligations associated with covered bonds, letters of credit, guarantees, servicer and trustee obligations, and other similar obligations that arise from a bank performing its essential operating functions.

BOI's CRRs are positioned at A2/Prime-1

The counterparty risk rating of A2 reflects the Adjusted BCA of baa3, three notches of uplift reflecting the extremely low loss-given failure from the high volume of instruments that are subordinated to CRR liabilities. The CRR also benefits from one notch of systemic support, as an assumption of a very high likelihood of government support. The short-term CRR is P-1.

Methodology and scorecard

About Moody's Bank Scorecard

Our scorecard is designed to capture, express and explain in summary form our Rating Committee's judgement. When read in conjunction with our research, a fulsome presentation of our judgement is expressed. As a result, the output of our scorecard may materially differ from that suggested by raw data alone (though it has been calibrated to avoid the frequent need for strong divergence). The scorecard output and the individual scores are discussed in rating committees and may be adjusted up or down to reflect conditions specific to each rated entity. LGF analysis includes our forward-looking assumptions.

Rating methodology and scorecard factors

Exhibit 5

Bank of Ireland

Macro Factors

Weighted Macro Profile	Strong	100%					
Factor	Historic Ratio	Initial Score	Expected Trend	Assigned Score	Key driver #1	Key driver #2	
Solvency							
Asset Risk							
Problem Loans / Gross Loans	6.2%	ba1	↑	ba2	Expected trend	Sector concentration	
Capital							
Tangible Common Equity / Risk Weighted Assets (Basel III - fully loaded)	16.2%	aa3	↔	baa1	Stress capital resilience		
Profitability							
Net Income / Tangible Assets	0.5%	ba1	↔	ba1	Expected trend		
Combined Solvency Score		baa1		baa3			
Liquidity							
Funding Structure							
Market Funds / Tangible Banking Assets	9.6%	a2	↓	a3	Expected trend		
Liquid Resources							
Liquid Banking Assets / Tangible Banking Assets	22.5%	baa2	↓	baa3	Expected trend		
Combined Liquidity Score		a3		baa1			
Financial Profile				baa2			
Qualitative Adjustments				Adjustment			
Business Diversification				0			
Opacity and Complexity				0			
Corporate Behavior				0			
Total Qualitative Adjustments				0			
Sovereign or Affiliate constraint				A2			
Scorecard Calculated BCA range				baa1 - baa3			
Assigned BCA				baa3			
Affiliate Support notching				0			
Adjusted BCA				baa3			

Balance Sheet	in-scope (EUR Million)				% in-scope		at-failure (EUR Million)		% at-failure	
Other liabilities	21,858				25.6%		19,058		22.4%	
Deposits	55,987				65.7%		57,501		67.4%	
Preferred deposits	41,430				48.6%		45,015		52.8%	
Junior deposits	14,557				17.1%		12,486		14.6%	
Senior unsecured bank debt	813				1.0%		57		0.1%	
Dated subordinated bank debt	1,269				1.5%		311		0.4%	
Junior subordinated bank debt	85				0.1%		85		0.1%	
Preference shares (bank)	750				0.9%					
Senior unsecured holding company debt	1,187				1.4%		3,687		4.3%	
Dated subordinated holding company debt	750				0.9%		1,150		1.3%	
Preference shares(holding company)							850		1.0%	
Equity	2,558				3.0%		2,558		3.0%	
Total Tangible Banking Assets	85,256				100.0%		85,256		100.0%	
Debt Class	De Jure waterfall		De Facto waterfall		Notching		LGF	Assigned	Additional	Preliminary
	Instrument	Sub-	Instrument	Sub-	De Jure	De Facto	Notching	LGF	Notching	Rating
	volume +	ordination	volume +	ordination			Guidance	notching		Assessment
	subordination		subordination				vs. Adjusted BCA			
Counterparty Risk Rating	24.8%	24.8%	24.8%	24.8%	3	3	3	3	0	a3
Counterparty Risk Assessment	24.8%	24.8%	24.8%	24.8%	3	3	3	3	0	a3(cr)
Deposits	24.8%	10.1%	24.8%	10.2%	3	3	3	3	0	a3

Senior unsecured bank debt	24.8%	10.1%	10.2%	10.1%	3	2	3	3	0	a3
Dated subordinated bank debt	5.8%	4.1%	5.8%	4.1%	-1	-1	-1	-1	0	ba1
Junior subordinated bank debt	4.1%	4.0%	4.1%	4.0%	-1	-1	-1	-1	-1	ba2
Cumulative bank preference shares	4.0%	3.0%	4.0%	3.0%	-1	-1	-1	-1	-2	ba3
Non-cumulative bank preference shares	4.0%	3.0%	4.0%	3.0%	-1	-1	-1	-1	-2	ba3

Instrument Class	Loss Given Failure notching	Additional notching	Preliminary Rating Assessment	Government Support notching	Local Currency rating	Foreign Currency rating
Counterparty Risk Rating	3	0	a3	1	A2	A2
Counterparty Risk Assessment	3	0	a3(cr)	1	A2(cr)	
Deposits	3	0	a3	1	A2	A2
Senior unsecured bank debt	3	0	a3	1	A2	A2
Dated subordinated bank debt	-1	0	ba1	0	Ba1	Ba1
Junior subordinated bank debt	-1	-1	ba2	0		Ba2 (hyb)
Cumulative bank preference shares	-1	-2	ba3	0	Ba3 (hyb)	
Non-cumulative bank preference shares	-1	-2	ba3	0	Ba3 (hyb)	Ba3 (hyb)

[1]Where dashes are shown for a particular factor (or sub-factor), the score is based on non-public information.

Source: Moody's Investors Service

Ratings

Exhibit 6

Category Moody's Rating

BANK OF IRELAND

Outlook	Stable
Counterparty Risk Rating	A2/P-1
Bank Deposits	A2/P-1
Baseline Credit Assessment	baa3
Adjusted Baseline Credit Assessment	baa3
Counterparty Risk Assessment	A2(cr)/P-1(cr)
Issuer Rating	A2
Senior Unsecured	A2
Subordinate	Ba1
Jr Subordinate	Ba2 (hyb)
Pref. Stock -Dom Curr	Ba3 (hyb)
Pref. Stock Non-cumulative	Ba3 (hyb)
Commercial Paper	P-1
Other Short Term	(P)P-1

PARENT: BANK OF IRELAND GROUP PLC

Outlook	Positive
Issuer Rating	Baa3
Senior Unsecured	Baa3
Subordinate	Ba1

BANK OF IRELAND (UK) PLC

Outlook	Positive
Counterparty Risk Rating	A3/P-2
Bank Deposits	Baa2/P-2
Baseline Credit Assessment	baa2
Adjusted Baseline Credit Assessment	baa2
Counterparty Risk Assessment	A2(cr)/P-1(cr)

Source: Moody's Investors Service

Endnotes

1 Targeted Review of Internal Models.

2 CET1 requirements consists of a Pillar 1 requirement of 4.5%, a Pillar 2 requirement of 2.25%, a capital conservation buffer of 2.50% and a UK Countercyclical capital buffer (CCyB) of 0.3%. From July 2019 onward, two new buffers will apply (a Republic of Ireland [ROI] CCyB of 0.6% and an Other Systemically Important Institution [O-SII] Buffer of 0.5%).

3 Minimum requirement for own funds and eligible liabilities.

4 Targeted Review of Internal Models.

© 2019 Moody's Corporation, Moody's Investors Service, Inc., Moody's Analytics, Inc. and/or their licensors and affiliates (collectively, "MOODY'S"). All rights reserved.

CREDIT RATINGS ISSUED BY MOODY'S INVESTORS SERVICE, INC. AND ITS RATINGS AFFILIATES ("MIS") ARE MOODY'S CURRENT OPINIONS OF THE RELATIVE FUTURE CREDIT RISK OF ENTITIES, CREDIT COMMITMENTS, OR DEBT OR DEBT-LIKE SECURITIES, AND MOODY'S PUBLICATIONS MAY INCLUDE MOODY'S CURRENT OPINIONS OF THE RELATIVE FUTURE CREDIT RISK OF ENTITIES, CREDIT COMMITMENTS, OR DEBT OR DEBT-LIKE SECURITIES. MOODY'S DEFINES CREDIT RISK AS THE RISK THAT AN ENTITY MAY NOT MEET ITS CONTRACTUAL FINANCIAL OBLIGATIONS AS THEY COME DUE AND ANY ESTIMATED FINANCIAL LOSS IN THE EVENT OF DEFAULT OR IMPAIRMENT. SEE MOODY'S RATING SYMBOLS AND DEFINITIONS PUBLICATION FOR INFORMATION ON THE TYPES OF CONTRACTUAL FINANCIAL OBLIGATIONS ADDRESSED BY MOODY'S RATINGS. CREDIT RATINGS DO NOT ADDRESS ANY OTHER RISK, INCLUDING BUT NOT LIMITED TO: LIQUIDITY RISK, MARKET VALUE RISK, OR PRICE VOLATILITY. CREDIT RATINGS AND MOODY'S OPINIONS INCLUDED IN MOODY'S PUBLICATIONS ARE NOT STATEMENTS OF CURRENT OR HISTORICAL FACT. MOODY'S PUBLICATIONS MAY ALSO INCLUDE QUANTITATIVE MODEL-BASED ESTIMATES OF CREDIT RISK AND RELATED OPINIONS OR COMMENTARY PUBLISHED BY MOODY'S ANALYTICS, INC. CREDIT RATINGS AND MOODY'S PUBLICATIONS DO NOT CONSTITUTE OR PROVIDE INVESTMENT OR FINANCIAL ADVICE, AND CREDIT RATINGS AND MOODY'S PUBLICATIONS ARE NOT AND DO NOT PROVIDE RECOMMENDATIONS TO PURCHASE, SELL, OR HOLD PARTICULAR SECURITIES. NEITHER CREDIT RATINGS NOR MOODY'S PUBLICATIONS COMMENT ON THE SUITABILITY OF AN INVESTMENT FOR ANY PARTICULAR INVESTOR. MOODY'S ISSUES ITS CREDIT RATINGS AND PUBLISHES MOODY'S PUBLICATIONS WITH THE EXPECTATION AND UNDERSTANDING THAT EACH INVESTOR WILL, WITH DUE CARE, MAKE ITS OWN STUDY AND EVALUATION OF EACH SECURITY THAT IS UNDER CONSIDERATION FOR PURCHASE, HOLDING, OR SALE.

MOODY'S CREDIT RATINGS AND MOODY'S PUBLICATIONS ARE NOT INTENDED FOR USE BY RETAIL INVESTORS AND IT WOULD BE RECKLESS AND INAPPROPRIATE FOR RETAIL INVESTORS TO USE MOODY'S CREDIT RATINGS OR MOODY'S PUBLICATIONS WHEN MAKING AN INVESTMENT DECISION. IF IN DOUBT YOU SHOULD CONTACT YOUR FINANCIAL OR OTHER PROFESSIONAL ADVISER. ALL INFORMATION CONTAINED HEREIN IS PROTECTED BY LAW, INCLUDING BUT NOT LIMITED TO, COPYRIGHT LAW, AND NONE OF SUCH INFORMATION MAY BE COPIED OR OTHERWISE REPRODUCED, REPACKAGED, FURTHER TRANSMITTED, TRANSFERRED, DISSEMINATED, REDISTRIBUTED OR RESOLD, OR STORED FOR SUBSEQUENT USE FOR ANY SUCH PURPOSE, IN WHOLE OR IN PART, IN ANY FORM OR MANNER OR BY ANY MEANS WHATSOEVER, BY ANY PERSON WITHOUT MOODY'S PRIOR WRITTEN CONSENT.

CREDIT RATINGS AND MOODY'S PUBLICATIONS ARE NOT INTENDED FOR USE BY ANY PERSON AS A BENCHMARK AS THAT TERM IS DEFINED FOR REGULATORY PURPOSES AND MUST NOT BE USED IN ANY WAY THAT COULD RESULT IN THEM BEING CONSIDERED A BENCHMARK.

All information contained herein is obtained by MOODY'S from sources believed by it to be accurate and reliable. Because of the possibility of human or mechanical error as well as other factors, however, all information contained herein is provided "AS IS" without warranty of any kind. MOODY'S adopts all necessary measures so that the information it uses in assigning a credit rating is of sufficient quality and from sources MOODY'S considers to be reliable including, when appropriate, independent third-party sources. However, MOODY'S is not an auditor and cannot in every instance independently verify or validate information received in the rating process or in preparing the Moody's publications.

To the extent permitted by law, MOODY'S and its directors, officers, employees, agents, representatives, licensors and suppliers disclaim liability to any person or entity for any indirect, special, consequential, or incidental losses or damages whatsoever arising from or in connection with the information contained herein or the use of or inability to use any such information, even if MOODY'S or any of its directors, officers, employees, agents, representatives, licensors or suppliers is advised in advance of the possibility of such losses or damages, including but not limited to: (a) any loss of present or prospective profits or (b) any loss or damage arising where the relevant financial instrument is not the subject of a particular credit rating assigned by MOODY'S.

To the extent permitted by law, MOODY'S and its directors, officers, employees, agents, representatives, licensors and suppliers disclaim liability for any direct or compensatory losses or damages caused to any person or entity, including but not limited to by any negligence (but excluding fraud, willful misconduct or any other type of liability that, for the avoidance of doubt, by law cannot be excluded) on the part of, or any contingency within or beyond the control of, MOODY'S or any of its directors, officers, employees, agents, representatives, licensors or suppliers, arising from or in connection with the information contained herein or the use of or inability to use any such information.

NO WARRANTY, EXPRESS OR IMPLIED, AS TO THE ACCURACY, TIMELINESS, COMPLETENESS, MERCHANTABILITY OR FITNESS FOR ANY PARTICULAR PURPOSE OF ANY CREDIT RATING OR OTHER OPINION OR INFORMATION IS GIVEN OR MADE BY MOODY'S IN ANY FORM OR MANNER WHATSOEVER.

Moody's Investors Service, Inc., a wholly-owned credit rating agency subsidiary of Moody's Corporation ("MCO"), hereby discloses that most issuers of debt securities (including corporate and municipal bonds, debentures, notes and commercial paper) and preferred stock rated by Moody's Investors Service, Inc. have, prior to assignment of any rating, agreed to pay to Moody's Investors Service, Inc. for ratings opinions and services rendered by it fees ranging from \$1,000 to approximately \$2,700,000. MCO and MIS also maintain policies and procedures to address the independence of MIS's ratings and rating processes. Information regarding certain affiliations that may exist between directors of MCO and rated entities, and between entities who hold ratings from MIS and have also publicly reported to the SEC an ownership interest in MCO of more than 5%, is posted annually at www.moody's.com under the heading "Investor Relations — Corporate Governance — Director and Shareholder Affiliation Policy."

Additional terms for Australia only: Any publication into Australia of this document is pursuant to the Australian Financial Services License of MOODY'S affiliate, Moody's Investors Service Pty Limited ABN 61 003 399 657 AFSL 336969 and/or Moody's Analytics Australia Pty Ltd ABN 94 105 136 972 AFSL 383569 (as applicable). This document is intended to be provided only to "wholesale clients" within the meaning of section 761G of the Corporations Act 2001. By continuing to access this document from within Australia, you represent to MOODY'S that you are, or are accessing the document as a representative of, a "wholesale client" and that neither you nor the entity you represent will directly or indirectly disseminate this document or its contents to "retail clients" within the meaning of section 761G of the Corporations Act 2001. MOODY'S credit rating is an opinion as to the creditworthiness of a debt obligation of the issuer, not on the equity securities of the issuer or any form of security that is available to retail investors.

Additional terms for Japan only: Moody's Japan K.K. ("MJKK") is a wholly-owned credit rating agency subsidiary of Moody's Group Japan G.K., which is wholly-owned by Moody's Overseas Holdings Inc., a wholly-owned subsidiary of MCO. Moody's SF Japan K.K. ("MSFJ") is a wholly-owned credit rating agency subsidiary of MJKK. MSFJ is not a Nationally Recognized Statistical Rating Organization ("NRSRO"). Therefore, credit ratings assigned by MSFJ are Non-NRSRO Credit Ratings. Non-NRSRO Credit Ratings are assigned by an entity that is not a NRSRO and, consequently, the rated obligation will not qualify for certain types of treatment under U.S. laws. MJKK and MSFJ are credit rating agencies registered with the Japan Financial Services Agency and their registration numbers are FSA Commissioner (Ratings) No. 2 and 3 respectively.

MJKK or MSFJ (as applicable) hereby disclose that most issuers of debt securities (including corporate and municipal bonds, debentures, notes and commercial paper) and preferred stock rated by MJKK or MSFJ (as applicable) have, prior to assignment of any rating, agreed to pay to MJKK or MSFJ (as applicable) for ratings opinions and services rendered by it fees ranging from JPY125,000 to approximately JPY250,000,000.

MJKK and MSFJ also maintain policies and procedures to address Japanese regulatory requirements.

REPORT NUMBER

1184877